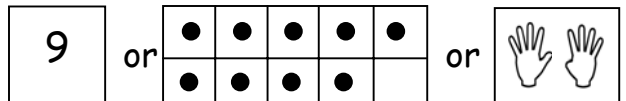


DOT BINGO

Material: Two number cubes
One bingo card for each player
Counters

Players: Two to four

Rules: Each player chooses a bingo card. The first player rolls the cubes. The players add the numbers represented on the two cubes. Each player checks to see if this sum is on her bingo card. If the sum appears more than once, the player chooses which one to cover. Only one square may be covered at each turn. For example, if a five and a four are rolled a player may cover one of the following:

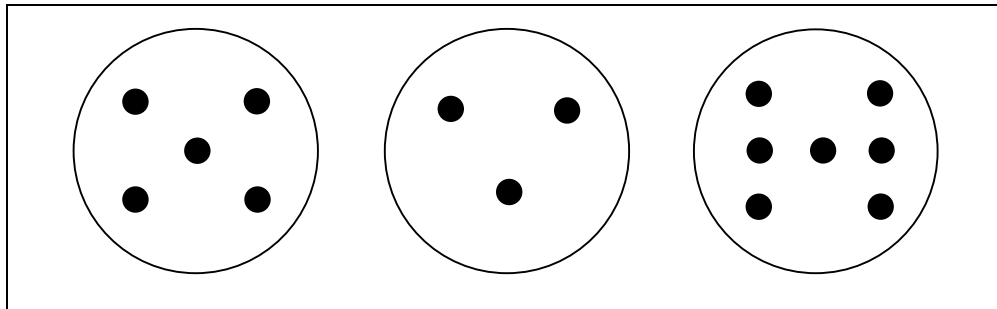


The second player then rolls the cubes and play continues until one of the players has covered the four corners and one line (horizontal, vertical, or diagonal).

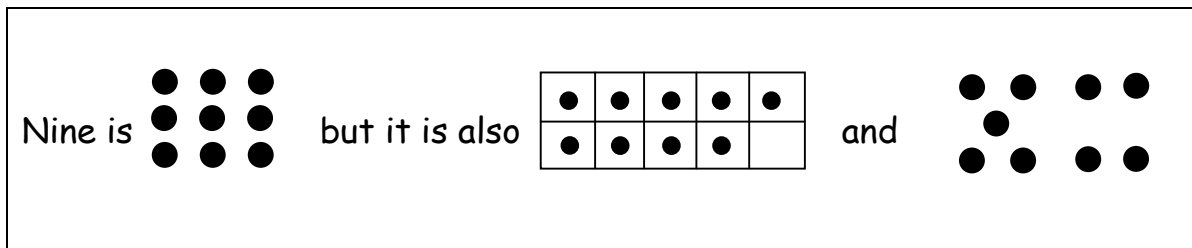
Manitoba Education and Youth authorizes the complete or partial reproduction of this document for noncommercial educational use provided that the source is credited. Every effort has been made to provide proper acknowledgement of original sources and to comply with copyright law. If cases are identified where this has not been done, please notify Manitoba Education and Youth to correct any omissions.

Note to parents:

Dot Bingo is a game which relies on subitizing and the concept of addition. Subitizing is "instantly recognizing how many dots there are in a group". For example, a child who is subitizing can instantly state without counting how many dots are found in each of these figures. This game and other dice games help students to subitize dot patterns.



Subitizing helps a child form mental pictures of numbers and to realize that a number can be representing in many ways.

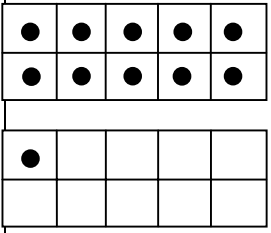
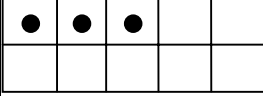

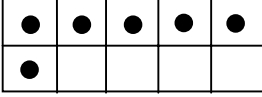
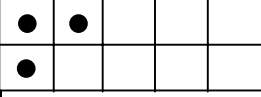


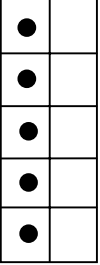
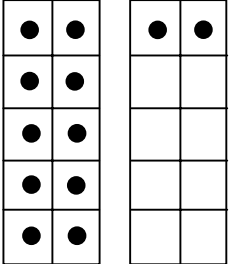
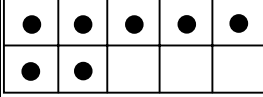
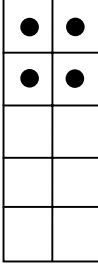
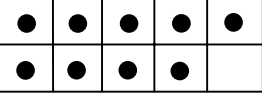
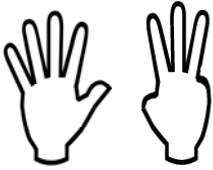


In the last example, a child may say there are nine dots because "it's as if you have five twice with one less". The ability to see the components of numbers and the relations between numbers will allow children to develop addition strategies and to learn and remember basic facts.

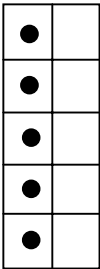

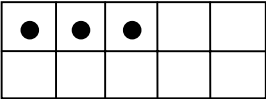
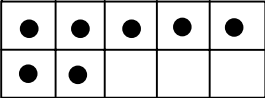
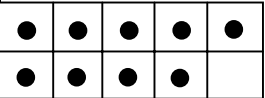


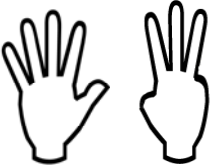
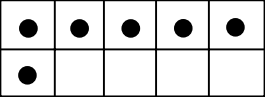

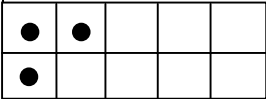
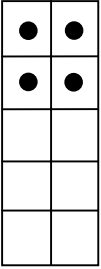
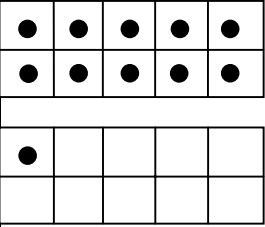
DOT BINGO

- ▶▶ Subitizing
- ▶▶ Addition


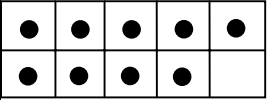
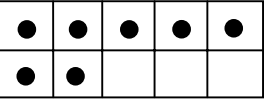

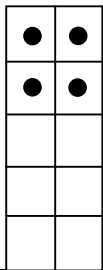
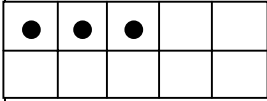
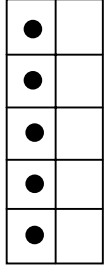


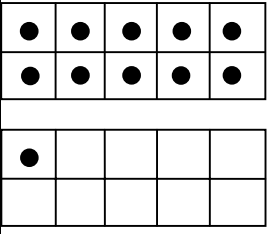
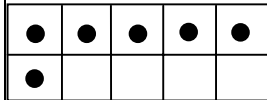
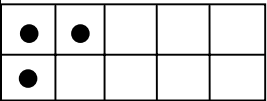

DOT BINGO

10		8		
	7			12
3		<i>FREE</i>	4	
	2	9		6
	5		11	


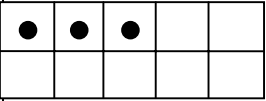
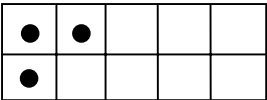
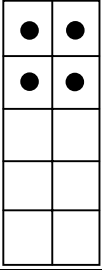

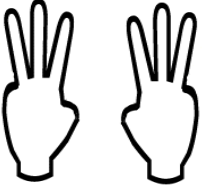
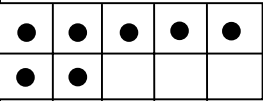
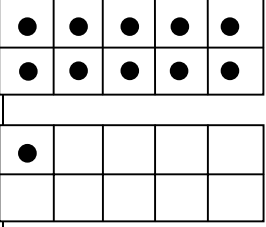
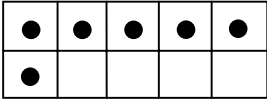

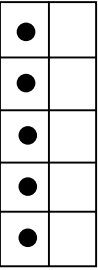
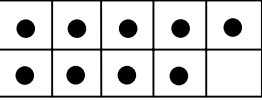
DOT BINGO

	11			9
	6		5	
12		<i>FREE</i>	4	
	8	2		7
3			10	

DOT BINGO

	8	2		
7	4			12
	9	<i>FREE</i>	6	
5				3
	10	11		

DOT BINGO

6		3		4
			12	
5		<i>FREE</i>		8
		7		2
9	10		11	