




## Human Graph








**Learning situation:** To review numbers and family vocabulary and the expression, *Il y a... personnes dans ma famille.*


### Teacher modelling and interaction:

**NOTE:** This learning session may be divided into several lessons.

- The teacher models, *Il y a 5 personnes dans ma famille.* and repeats this slowly 2 to 3 times, pointing to his family illustration. Then, the teacher invites a student to describe the number of people in his family, using the same structure, making a personal variation (for number). The teacher repeats one more time, *Il y a 5 personnes dans ma famille. Et toi, Allison? Il y a 6 personnes dans ma famille.*
- This questioning continues until all students have had the opportunity to describe the number of people in their families.
- Next, seated in a circle, the teacher models once again, *Il y a 5 personnes dans ma famille.* and the class continues around the whole circle.
- Then, the teacher lines students, facing each other, in two lines. The teacher models, looking at the student across from him, *Il y a 5 personnes dans ma famille. Et toi?* The student replies using the modelled structure, making a personal variation for the number of people in his family. Students then follow this model with the partner standing across from them.
- Now the teacher prints large numbers on the board and sketches the appropriate number of happy faces with each numeral. He has the students line up in front of the number representing their family size and then has them name the people in their families.
- The teacher remodels the members of the family. *Il y a 5 personnes dans ma famille. Le papa, la maman, le frère, la sœur et moi.* The students follow the teacher's modelling and make personal variations. The teacher points out that they have created *un graphique humain* by standing in lines.
- The teacher also models how to indicate more than one, *Il y a 5 personnes dans la famille. Il y a 2 papas, la maman et 2 frères.*
- The happy faces remain on the board for several days. During this time, the teacher calls on 3 students each day to come up and stand at the number that corresponds with the number of people in his family. While there, the students identify the people in the family. *Il y a 5 personnes dans ma famille. Il y a le papa, la maman, 2 sœurs et moi.*



  <p>2</p>	  <p>3</p>	  <p>4</p>	  <p>5</p>	  <p>6</p>	  <p>7</p>	  <p>8</p>
---	---	---	---	--	---	---



**VARIATION:** This activity supports the learning of the *comptine*, *Cinq personnes dans ma famille*.

