



## Moi


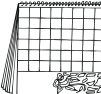
**Learning situation:** To interact using the following questions and answers: **Comment t'appelles-tu?, Je m'appelle..., Quel âge as-tu?, J'ai... ans:** to complete a baseball card to describe oneself.

### Teacher modelling and interaction:

**NOTE:** This learning situation may be divided into several lessons.

- The teacher models the linguistic structure and guides the students to answer and ask a question. For example, **Bonjour, je m'appelle...** (name, pointing to himself). He then asks, **Et toi?** (pointing) or **Comment t'appelles-tu?** (pointing again to the student). This linguistic structure is modelled several times as the teacher interacts with different students. The students reuse the linguistic structure as they interact with each other.
- Following the same method, the teacher models, **J'ai... ans. Et toi?** (pointing) or **Quel âge as-tu?** (pointing again to the student). This linguistic structure is modelled several times as the teacher interacts with different students. The students reuse the linguistic structure as they interact with each other.
- The strategy *Le petit bavardage amical* (see page 51 of the [Framework](#)) is also a good way for students to use and reuse the linguistic structures modelled in this learning situation.
- To integrate reading and writing, the teacher uses the strategy of the *Message du jour* or a short illustrated paragraph that includes familiar linguistic structures that the students have been learning. The teacher writes the message on the board with little images to support student comprehension. The teacher has students identify familiar words and rereads it several times with the students.

Example:

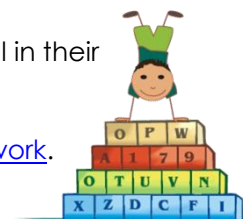
**Bonjour les amis!**  **C'est le mardi 21 septembre.** 

**Il fait soleil aujourd'hui.**  **Je m'appelle Mme Wallace.**


**Comment t'appelles-tu? J'ai 46 ans. Et toi?**

- Then, the teacher models his own information on the baseball card before students fill in their own baseball card. (See blackline master on the next page.)

**NOTE:** For more information about the *Message du jour*, see pages 54 to 57 in the [Framework](#).




\_\_\_\_\_ **Moi** \_\_\_\_\_




1. Je m'appelle \_\_\_\_\_.

2. J'ai \_\_\_\_\_ ans.




\_\_\_\_\_ **Moi** \_\_\_\_\_ ★ ★ ★



1. Je m'appelle \_\_\_\_\_.

2. J'ai \_\_\_\_\_ ans.


\_\_\_\_\_ **Moi** \_\_\_\_\_ ★ ★ ★



1. Je m'appelle \_\_\_\_\_.

2. J'ai \_\_\_\_\_ ans.


\_\_\_\_\_ **Moi** \_\_\_\_\_ ★ ★ ★



1. Je m'appelle \_\_\_\_\_.

2. J'ai \_\_\_\_\_ ans.

\_\_\_\_\_ **Moi** \_\_\_\_\_ ★ ★ ★



1. Je m'appelle \_\_\_\_\_.

2. J'ai \_\_\_\_\_ ans.

