



## Les animaux : oui ou non?

**Learning situation:** To review the vocabulary for farm animals that has been modelled by the teacher and to demonstrate understanding, **C'est..., Ce n'est pas..., Qu'est-ce que c'est?**









### Teacher modelling and oral interaction:

**NOTE:** This learning situation may take several lessons to complete. The teacher adapts the sheet on the next page to represent the vocabulary and linguistic structures that he has already modelled.

- The teacher projects the sheet and points to number 1 and says, **Numéro 1, c'est un chat?** He repeats this structure and motions for the students to chime in with him. He reads the question again and this time he shakes his head up and down to indicate, **Oui, c'est un chat.** He then puts a check mark in the *oui* box to indicate that the image matches the question.
- Next the teacher points to number 3 and says, **Numéro 3, c'est une vache?** He repeats this structure and motions for the students to chime in with him. He reads the question again and this time he shakes his head from side to side to indicate, **Non, ce n'est pas une vache.** and the students repeat this sentence. He then puts a check mark in the *non* box to indicate that the image does not match the question. Now he says, **Qu'est-ce que c'est?** He asks a student to reply, **C'est un canard.**
- The teacher may choose to continue in this way until he has asked all eight questions and different students have had the opportunity to reply, or he may ask students to complete the rest with a partner. During this time, he would observe the students reading the questions and answering them orally.



## Les animaux : oui ou non?

- |                             |   | Oui                                 | Non                                 |
|-----------------------------|---|-------------------------------------|-------------------------------------|
| 1. C'est un <b>chat</b> ?   |    | <input checked="" type="checkbox"/> | <input type="checkbox"/>            |
| 2. C'est un <b>oiseau</b> ? |    | <input type="checkbox"/>            | <input type="checkbox"/>            |
| 3. C'est une <b>vache</b> ? |    | <input type="checkbox"/>            | <input checked="" type="checkbox"/> |
| 4. C'est un <b>canard</b> ? |   | <input type="checkbox"/>            | <input type="checkbox"/>            |
| 5. C'est une <b>poule</b> ? |  | <input type="checkbox"/>            | <input type="checkbox"/>            |
| 6. C'est un <b>cheval</b> ? |  | <input type="checkbox"/>            | <input type="checkbox"/>            |
| 7. C'est un <b>mouton</b> ? |  | <input type="checkbox"/>            | <input type="checkbox"/>            |
| 8. C'est un <b>poney</b> ?  |  | <input type="checkbox"/>            | <input type="checkbox"/>            |

Nom : \_\_\_\_\_

