

AU MANITOBA ON S'AMUSE EN FRANÇAIS



octobre


Sondage





Learning situation: To review colours and to introduce the linguistic structures, **Je regarde...**, **Ma couleur préférée est...** To participate in a survey that integrates colours.

Teacher modelling and oral interaction:

NOTE: This learning session may be divided into several lessons.

- The teacher reviews the vocabulary for describing the colours of leaves by modelling the same linguistic structure found in the *comptine*, *Feuilles d'automne*. The teacher points to four different groups of leaves that are placed around the classroom and says, **Je regarde les feuilles rouges. Je regarde les feuilles jaunes. Je regarde les feuilles orange. Je regarde les feuilles brunes.** The teacher repeats each structure a couple of times to allow time for the students to process the information. Then the teacher remodels each structure several times and invites the students to chime in.
- Next, the teacher remodels and interacts with five students. **Je regarde les feuilles rouges. Et toi? (Qu'est-ce que tu regardes?)** The student replies, **Je regarde les feuilles jaunes.**
- To extend the learning, students walk around the room and stop in front of a group of leaves and say to the person next to them, **Je regarde les feuilles jaunes. Et toi?**
- During the next class, the teacher remodels the structure from the previous day and interacts with several students. This interaction leads to the listening of the *comptine*, *Feuilles d'automne*. The teacher models reading strategies and explores the rhyme with the students.
- Afterwards, the teacher models the writing of a complete sentence using the structure from the *comptine*, **Je regarde...** The students write in their journals using this model to write their own sentence and they illustrate it thus demonstrating their understanding of colours. They also read their sentence to a classmate.
- As a follow-up activity to support listening and oral communication skills, the teacher will hold one leaf and model, **Ma couleur préférée est jaune. Et toi?** The student may reply with the same colour or may change to another colour. **Ma couleur préférée est rouge.**
- The teacher models this several times with different students. Once the students are familiar with these structures, they interact with partners. Next, the teacher conducts a survey (see chart on the next page) by asking students to place an x beside their favourite colour and say, **Ma couleur préférée est...** The teacher and student determine the most popular and least popular colour by counting preferences indicated in the graph. For example, **Rouge est la couleur préférée de la classe.**
- The survey is also an opportunity for students to circulate and to find out which of their classmates prefer a certain colour. They say, **Ma couleur préférée est... Et toi?**



Le sondage		Le total
brun 		
rouge 	✓ ✓ ✓	
orange 		
jaune 	✓ ✓	

