



Animal Search

Learning situation: To interact using farm animal vocabulary that has already been modelled by the teacher and to introduce/review the linguistic structures, **Mon animal préféré est...**, **Quel est ton animal préféré?**, **La vache n'est pas mon animal préféré.**

Teacher modelling and oral interaction:

NOTE: The teacher knows his students best and should decide if this survey will be done as a whole class survey or if students will circulate to ask the survey questions (The latter may be best suited to Grade 3).

- In preparation for this learning situation, the teacher chooses one of the survey formats found on the following pages or creates his own. *Le petit bavardage amical* is a good strategy to use before or after doing the survey, as it will solidify the students' responses. See page 51 of the [Framework](#).







For whole class survey:

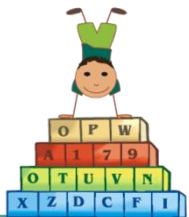
- The teacher models the linguistic structure, **Mon animal préféré est...** and the question, **Quel est ton animal préféré?**
- The teacher projects the chart and points to one particular animal and says, **Mon animal préféré est la vache. Levez la main si la vache est votre animal préféré.**
- The teacher guides the students to raise their hand if the cow is their favorite animal. The teacher repeats this structure a couple of times to allow time for the students to process the information.
- Then the teacher remodels each structure several times and invites the students to chime in.
- He then writes down the names of students who have indicated that the cow is their favorite animal. The teacher repeats this process until the survey is completed.
- The teacher and the students now count together the number of students who have chosen a particular animal.
- Then the teacher asks, **Quel est l'animal préféré de la classe? L'animal préféré de la classe est...**



Quel est ton animal préféré?

Mon animal préféré est...

Nom de l'animal	Nom des élèves	Total
		
		
		
		
		
		



L'animal préféré de la classe est _____.

VARIATION: Class survey (Grade 3): *Le sondage de mes amis*

- The teacher projects the chart and points to one particular animal and says, **Mon animal préféré est la vache.** The teacher repeats this structure a couple of times to allow students to process the information. He then writes down his name next to the picture of the cow.
- Next, he remodels and adds a question, **Mon animal préféré est la vache. Quel est ton animal préféré?** The student replies, **Mon animal préféré est le chien.** The student signs his name next to the picture of the dog and repeats, **Le chien est mon animal préféré. Et toi?** He then points to a classmate and the classmate answers, **Mon animal préféré est... Et toi?**
- The teacher continues this process until he knows that his students are ready to receive their own copy of the survey sheet. They then circulate and interview their classmates.
- After a few minutes, the students return to their seats and they debrief with their teacher. The teacher asks, **Quel est l'animal préféré de Cory?** A student volunteers and responds, **Le chien est l'animal préféré de Cory.**

Nom de l'animal	Signatures des élèves
C'est le cochon.	
C'est le chat.	
C'est le mouton.	
C'est le cheval.	
C'est la vache.	
C'est la poule.	

