


# How Can You Support Your Child in School?



1. Work with your child to set up a study area in the home that is comfortable and away from distractions.




2. Be available to provide help and support, if it is needed. If you are unable to assist your child, find someone who can.

3. Make it a habit to talk with your child about school work. Even if you aren't familiar with the topic, you can still be an interested listener. If you have science expertise, offer to share it with your child's class.



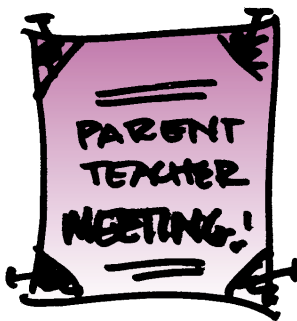
4. Keep in touch with your child's teacher. Stay informed about your child's progress (notes, phone calls, visits). Encourage the teacher to contact you about successes and achievements, not just problems.



5. Make sure your child has access to scraps, odds and ends, and art material for building and making things.



6. Establish a regular study time when homework assignments, review work or reading are to be done. Negotiate a time that is flexible enough to fit your child's extracurricular schedule.





7. Attend parent orientation nights, open houses, special events, and parent-teacher interviews. Read school newsletters. Discuss all of these with your child.

8. Make sure your child has a good night's sleep, eats breakfast and gets to school on time every day.



9. Invite your child to watch or assist you whenever possible. It is an excellent way for a child to gain background experience and to develop self-confidence in trying new things.



10. Encourage your child's natural curiosity. Use your child's experiences, everyday situations, and news headlines to think about and solve science problems.