

## Web Based Courses – Available for Preview

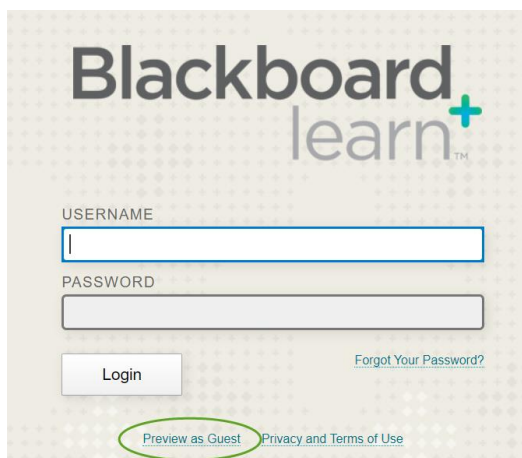
All department-developed Web Based Courses (WBC) are available for preview. The preview will allow you to explore portions of available WBCs in the Blackboard Learn environment from a student's perspective.

Follow the instructions below to navigate to the preview course offerings.

1. Click the link below or copy it and paste it into your browser.

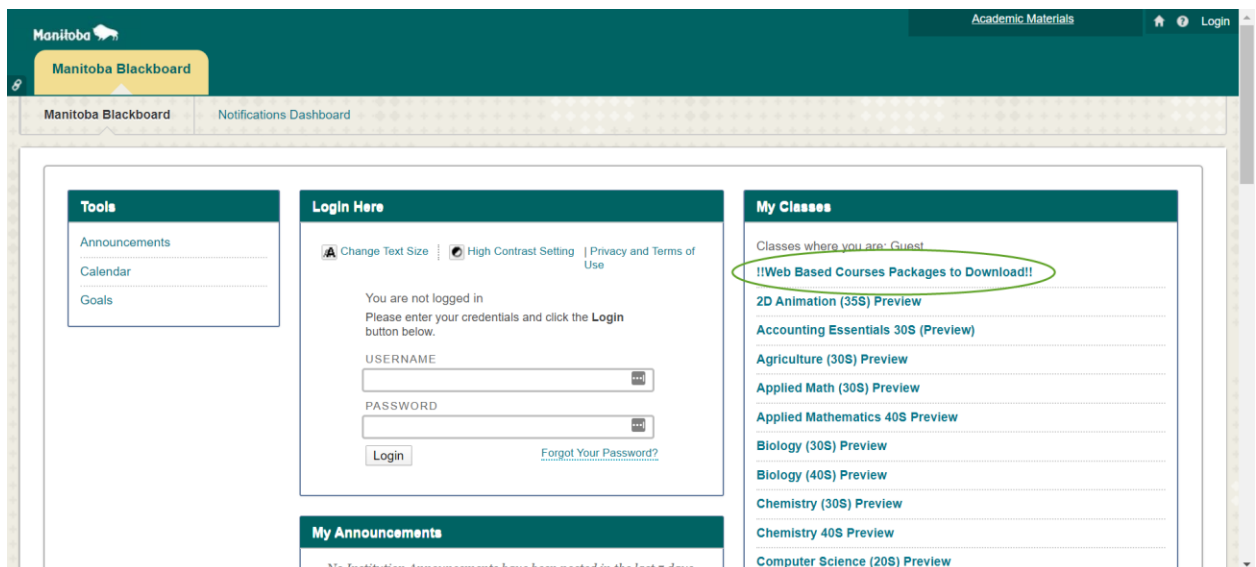
<https://bblearn.merlin.mb.ca/webapps/portal/frameset.jsp>

2. Select “**Preview as Guest**”.



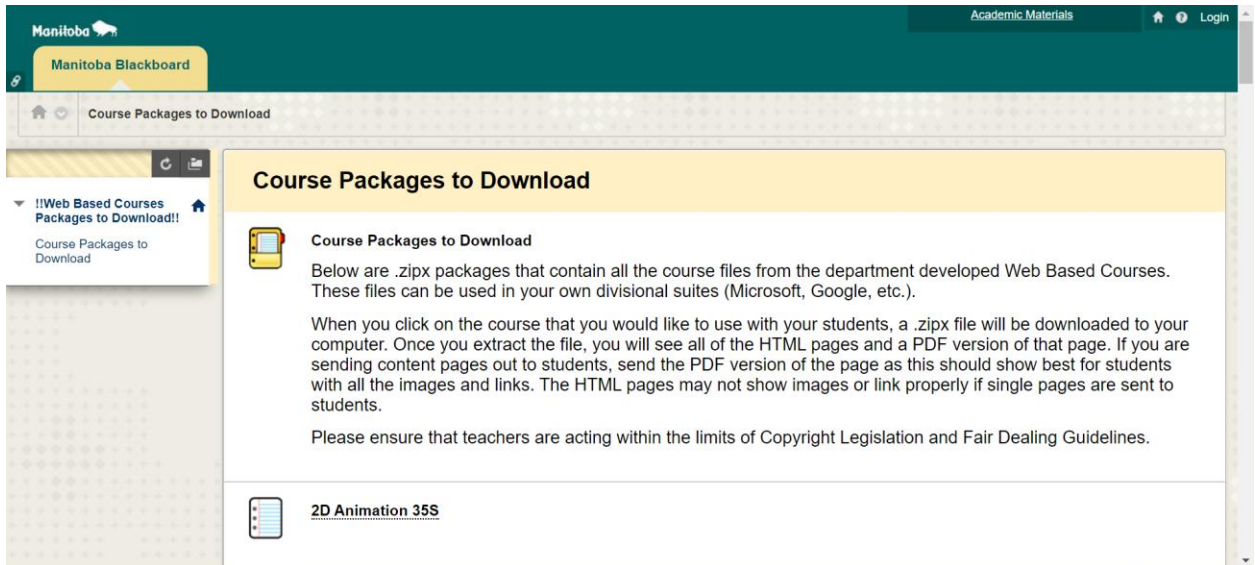
The image shows the Blackboard Learn login page. At the top, the Blackboard Learn logo is displayed. Below the logo are two input fields: 'USERNAME' and 'PASSWORD'. A 'Login' button is positioned below the password field. To the right of the login button is a link for 'Forgot Your Password?'. At the bottom of the page, there are two links: 'Preview as Guest' and 'Privacy and Terms of Use'. The 'Preview as Guest' link is circled in green.

3. Select “**!!Web Based Courses Packages to Download!!**” from the My Classes list.

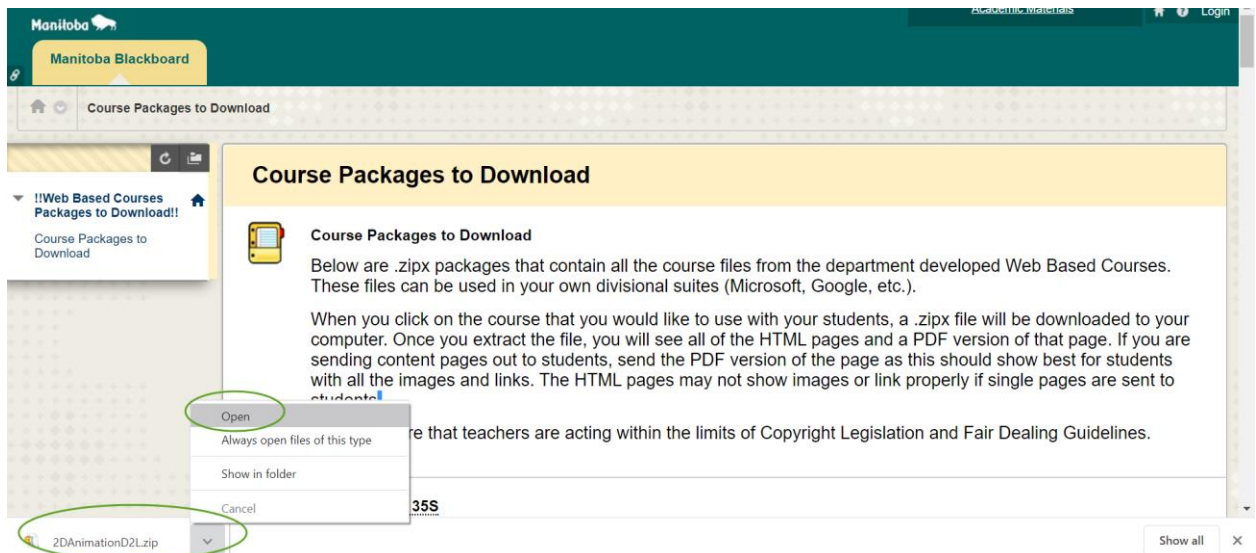


The image shows the Manitoba Blackboard dashboard. The top navigation bar includes 'Manitoba Blackboard' and 'Academic Materials'. Below the navigation bar, there are three main sections: 'Tools', 'Login Here', and 'My Classes'. The 'Tools' section includes links for 'Announcements', 'Calendar', and 'Goals'. The 'Login Here' section includes a login form with 'USERNAME' and 'PASSWORD' fields, a 'Login' button, and a 'Forgot Your Password?' link. The 'My Classes' section displays a list of courses under the heading 'Classes where you are: Guest'. The first item in the list is '!!Web Based Courses Packages to Download!!', which is circled in green. Other courses listed include '2D Animation (35S) Preview', 'Accounting Essentials 30S (Preview)', 'Agriculture (30S) Preview', 'Applied Math (30S) Preview', 'Applied Mathematics 40S Preview', 'Biology (30S) Preview', 'Biology (40S) Preview', 'Chemistry (30S) Preview', 'Chemistry 40S Preview', and 'Computer Science (20S) Preview'.

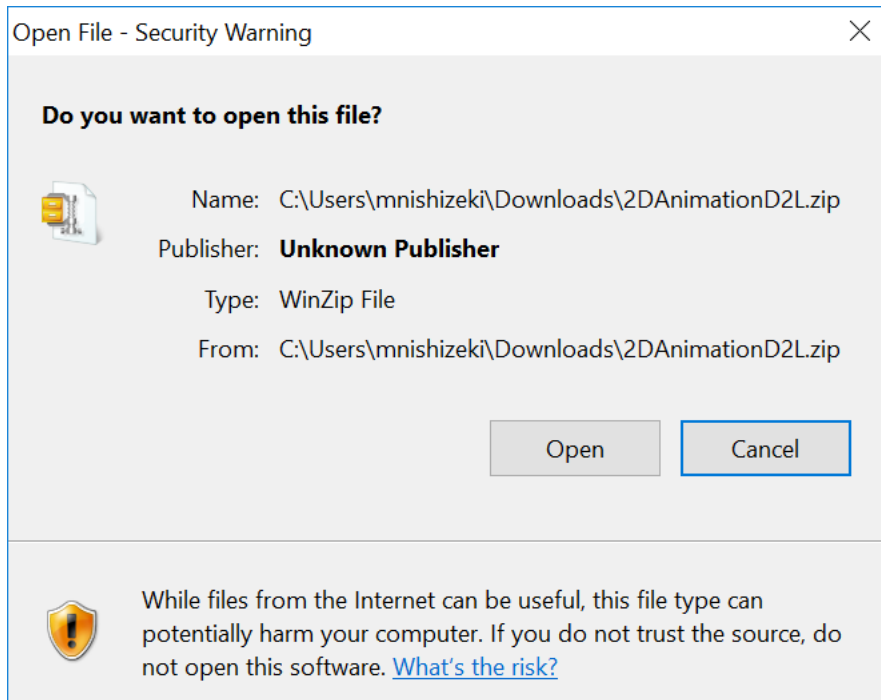
4. You can scroll the list of all WBC Courses available for you to download and use with your students.



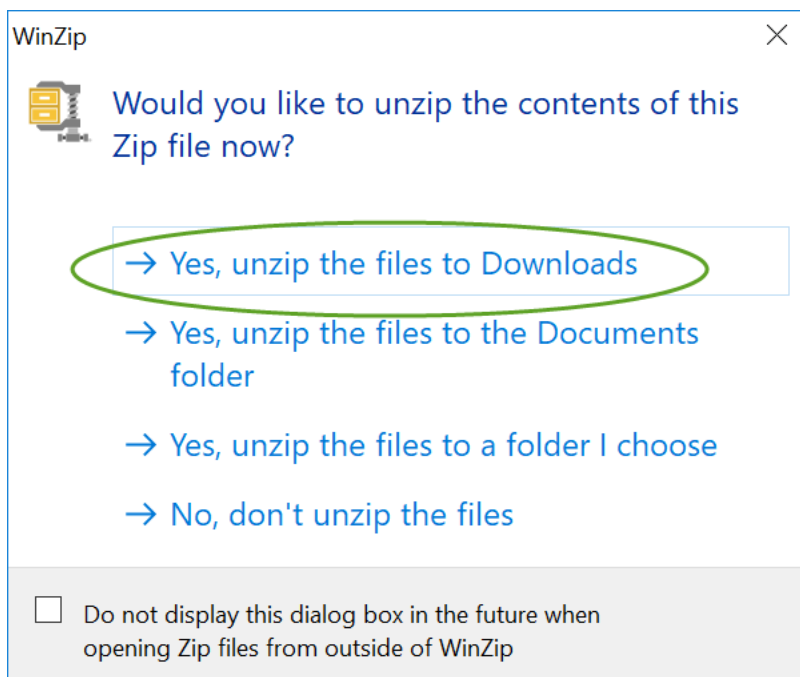
5. Select any course that you would like to use with your students. The course will automatically download as a .zipx file to your computer.
6. Select the downloaded file and click open, or go to the Downloads folder on your computer to find the file.



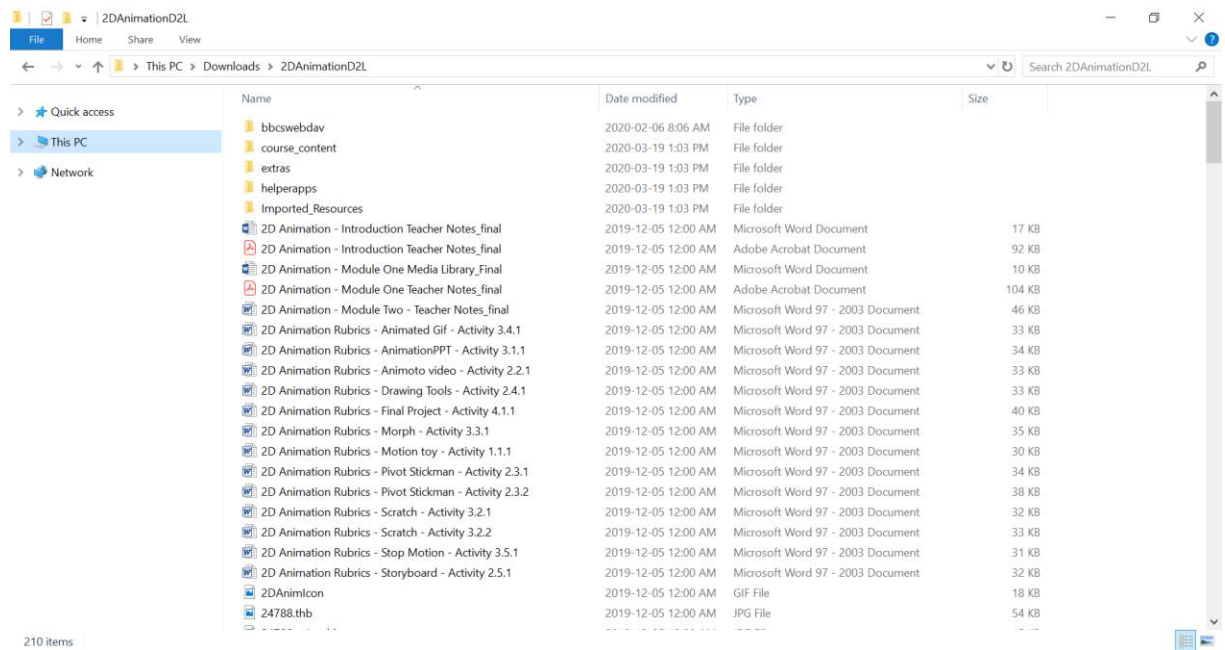
7. When you open the file, a Security Warning may pop up. Click **Open**.



8. Select **Yes, unzip the files to Downloads**.



9. Once unzipped, the course folder will appear in your Downloads. Open the course folder to view the course files, including all of the HTML pages and a PDF version of that page.



## **Sharing and using WBC course files**

Downloaded files can be used in your own school or divisional suites (Microsoft, Google, etc.).

If you are sending content pages out to students, send the PDF version of the page as this should show best for students with all the images and links. The HTML pages may not show images or link properly if single pages are sent to students.

Please ensure that teachers are acting within the limits of Copyright Legislation and Fair Dealing Guidelines.

The downloadable resources on Blackboard learn do not include teacher resource files (rubrics, answer keys, lesson notes, etc.). Copies of the course files with the teacher resource files will be available for download on Maple.