



# KINDERGARTEN MATHEMATICS

Blackline Masters





## Activity Cards



Clap 10 times.



Jump 9 times.



Hop 8 times.



Point 7 times.

## Activity Cards (continued)



Flex 6 times.



Bow 5 times.



Hug 4 times.



Skip 3 times.

## Activity Cards (continued)






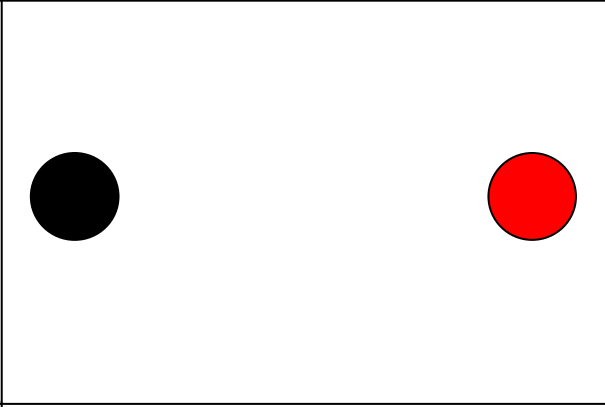
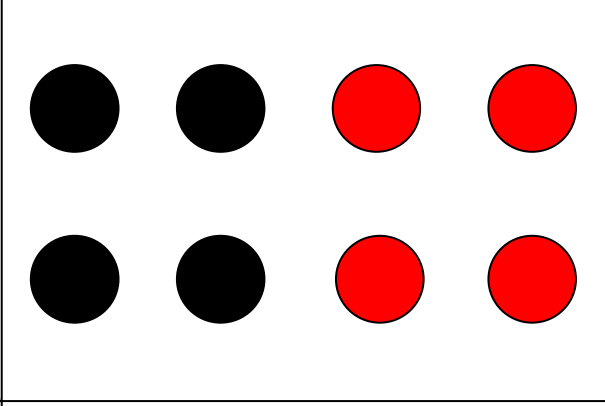



Raise hand 2 times.











Wave 1 time.

# Concentration Cards

# Concentration Cards (continued)









	
	
	
	



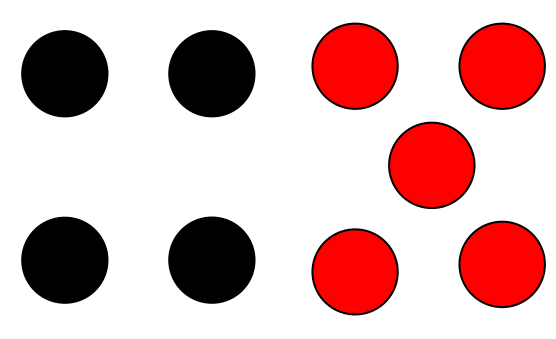



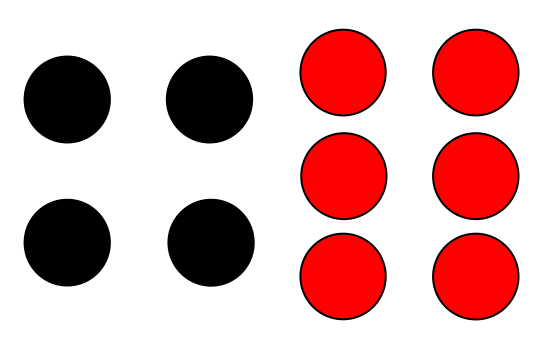



Concentration Cards (continued)

1	2	3	4
5	6	7	8






### Concentration Cards (continued)








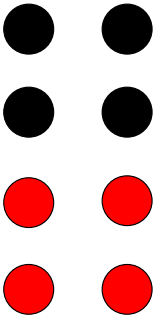

Concentration Cards (continued)

 A concentration card with 4 black dots in a 2x2 grid and 5 red dots in a 2x2 grid with one dot in the center.	 A concentration card with 4 black dots in a 2x2 grid and 5 red dots in a 2x2 grid with one dot in the center.	 A concentration card with the number 10 written in a large, bold, black font.	 A concentration card with the number 9 written in a large, bold, black font.
 A concentration card with 2 black dots in a 2x1 grid and 6 red dots in a 2x3 grid.	 A concentration card with 6 black dots in a 3x2 grid and 3 red dots in a 1x3 grid.	 A concentration card with two line drawings of hands, one on the left and one on the right.	 A concentration card with two line drawings of hands, one on the left and one on the right.

Concentration Cards (continued)


	
	
	
	

# I Have ... Who Has ...?

<p>I have:</p>  <p>Who has 2?</p>	<p>I have:</p>  <p>Who has 3?</p>	<p>I have:</p>  <p>Who has 4?</p>
<p>I have:</p>  <p>Who has 5?</p>	<p>I have:</p>  <p>Who has 6?</p>	<p>I have:</p>  <p>Who has 7?</p>
<p>I have:</p>  <p>Who has 8?</p>	<p>I have:</p>  <p>Who has 9?</p>	<p>I have:</p>  <p>Who has 10?</p>

# I Have ... Who Has ...? (continued)

I have:



Who has 1?

## Five Frames


●

●
●

### Five Frames (continued)








●
●
●

●
●
●
●

●
●
●
●
●



# Regular Dot Cards

# Five Frames


●	

### Five Frames (continued)

●	
●	

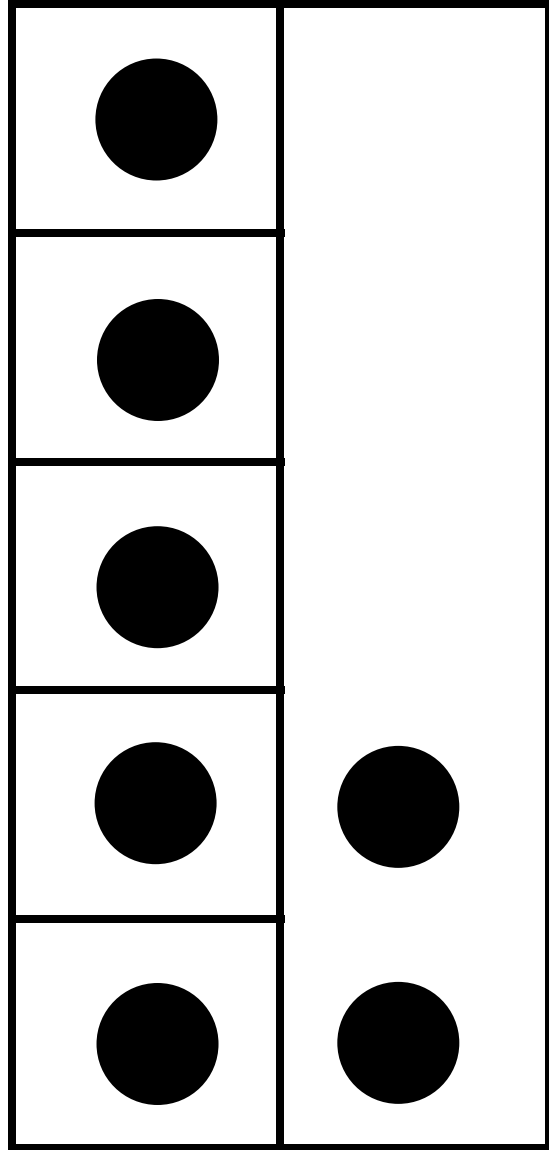
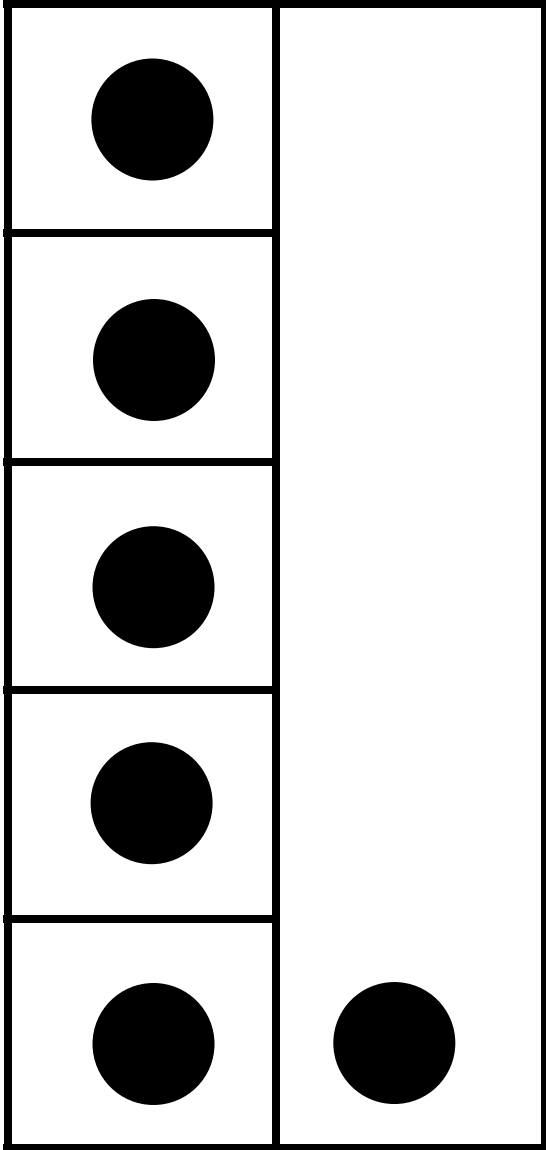
●	
●	
●	

### Five Frames (continued)


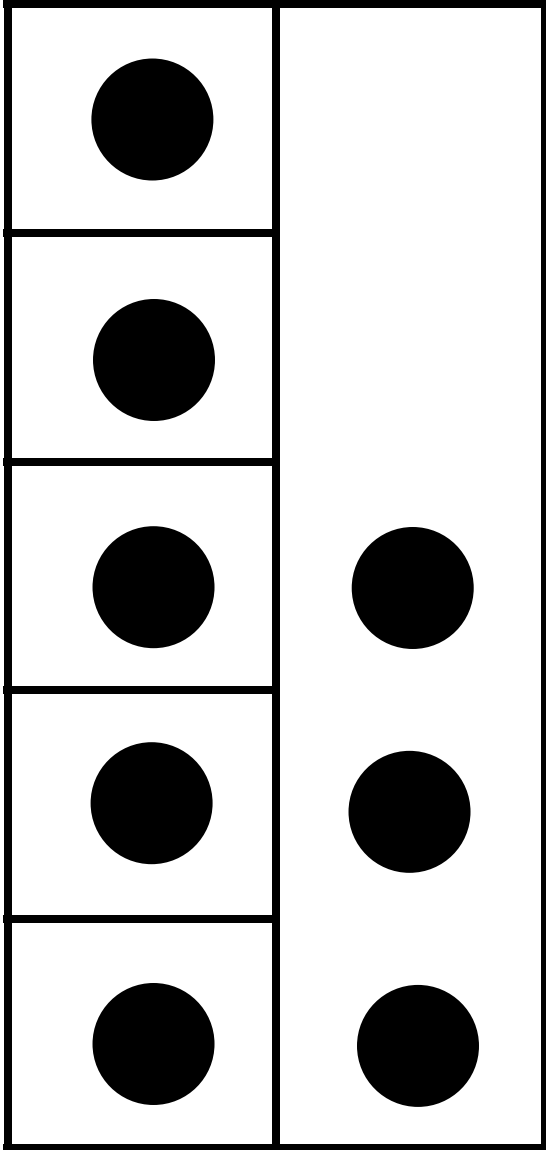
●	
●	
●	
●	

●	
●	
●	
●	
●	

### Five Frames (continued)



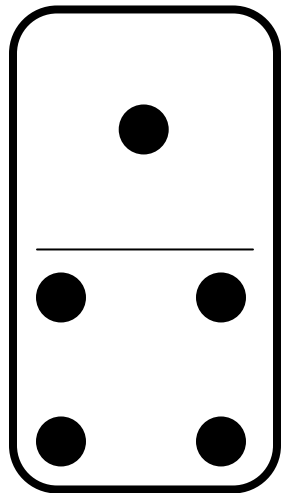
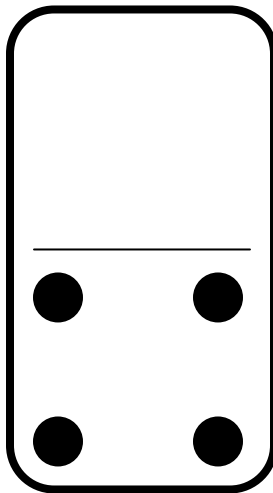
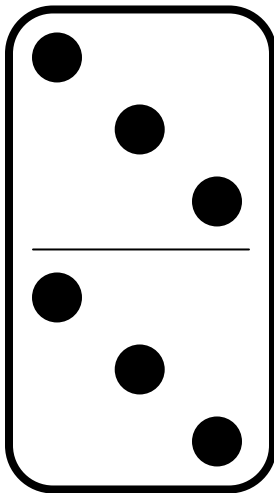
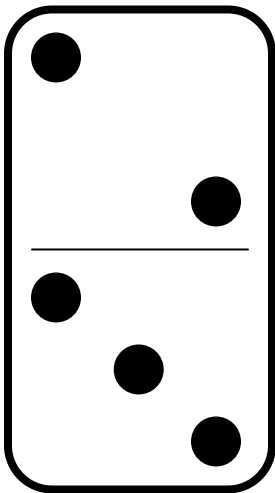
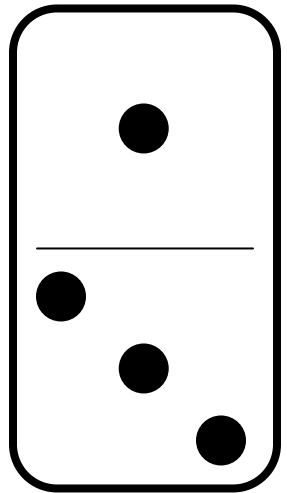
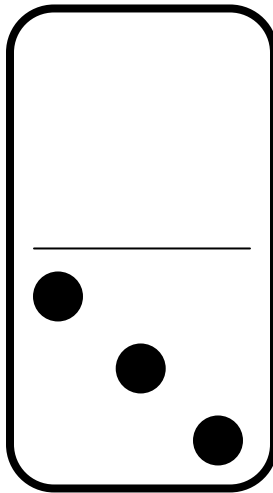
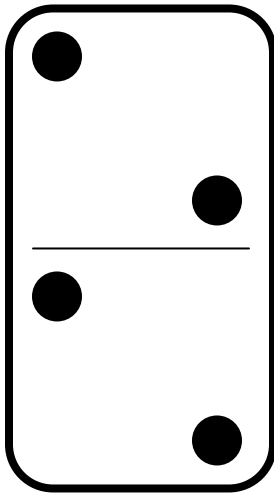
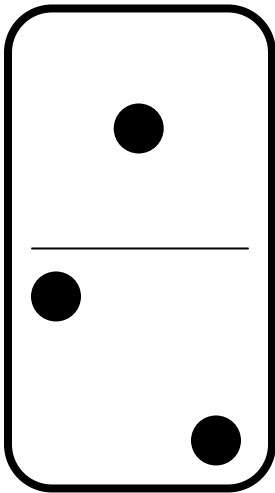
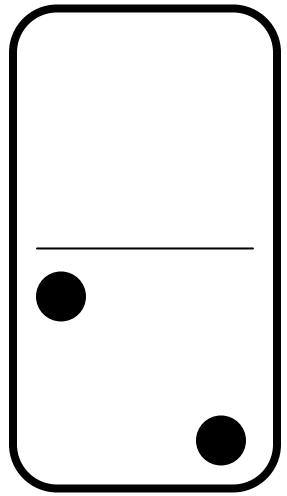
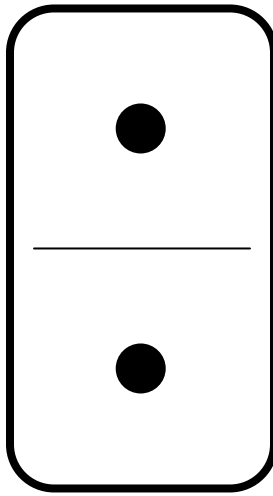
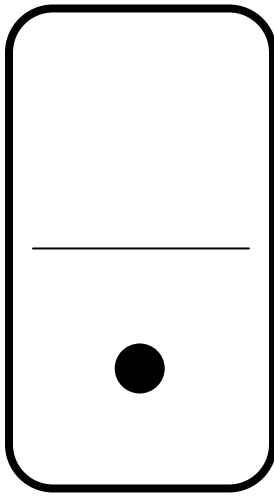

### Five Frames (continued)



### Five Frames (continued)

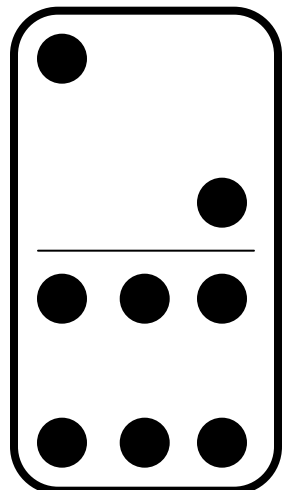
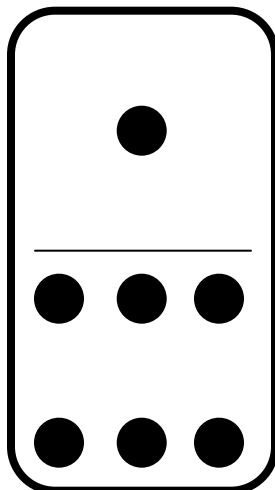
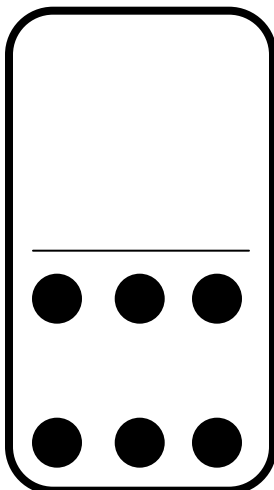
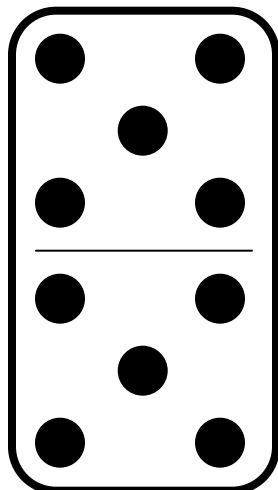
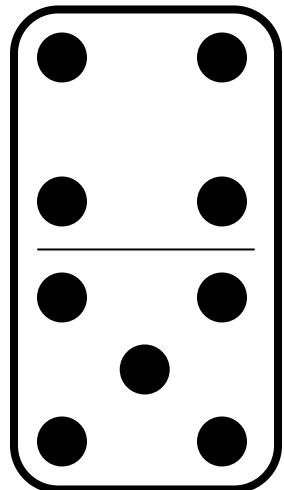
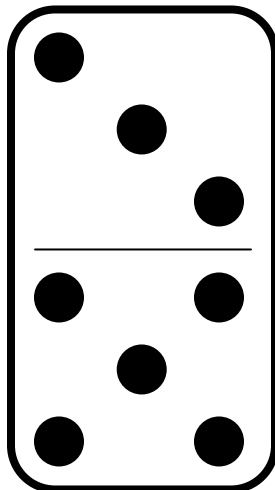
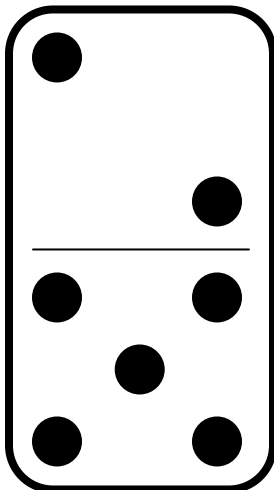
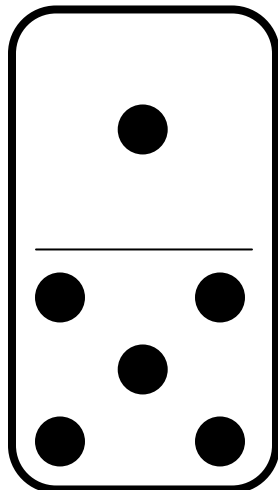

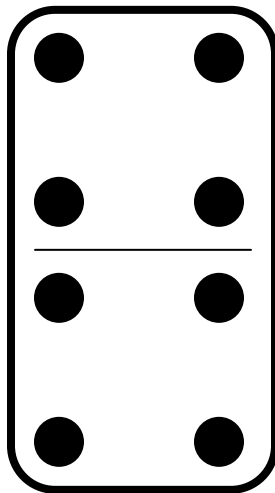
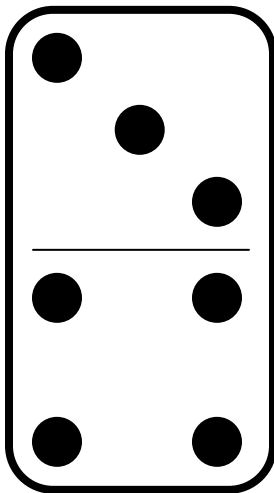
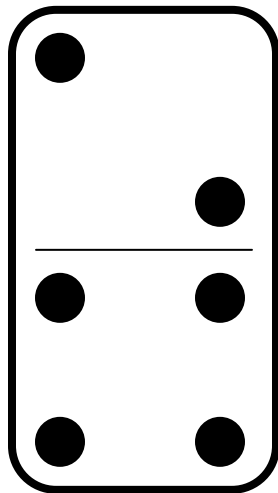
●	●
●	●
●	●
●	●
●	●


# Dominoes

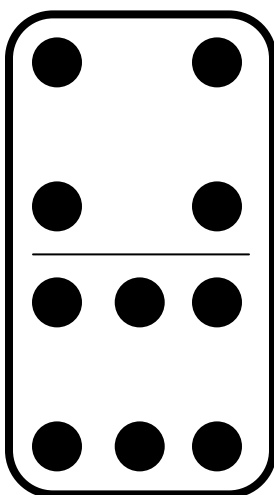
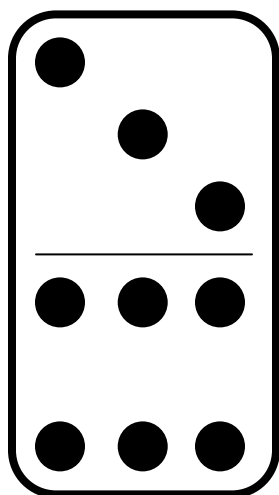




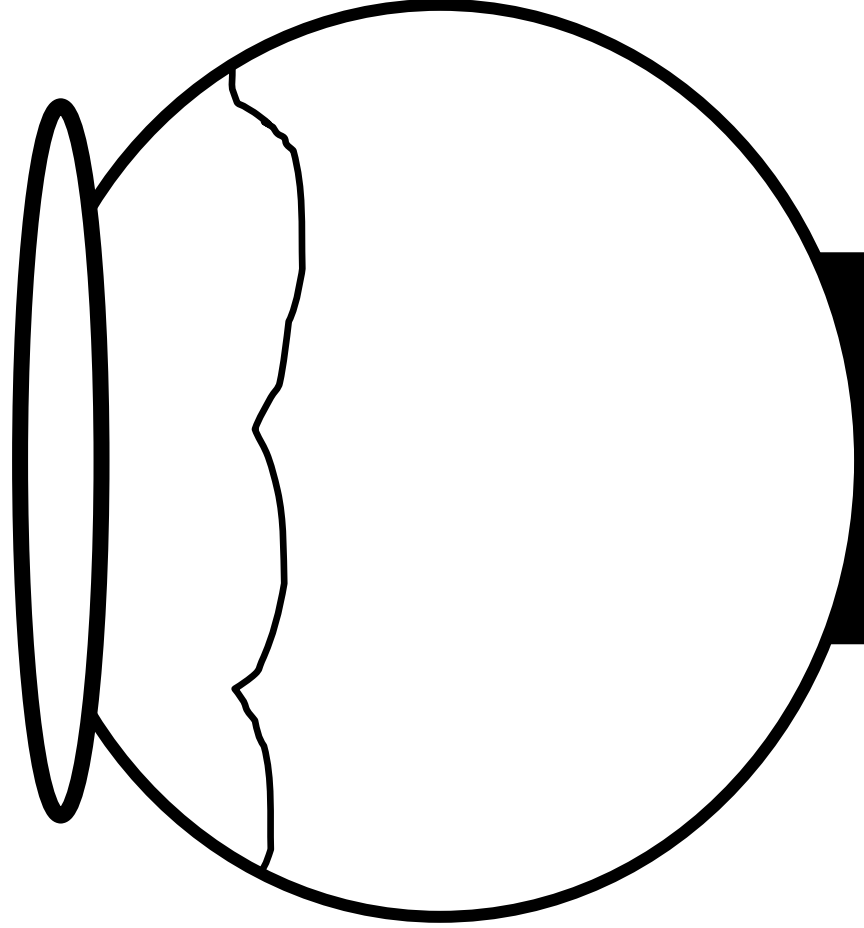
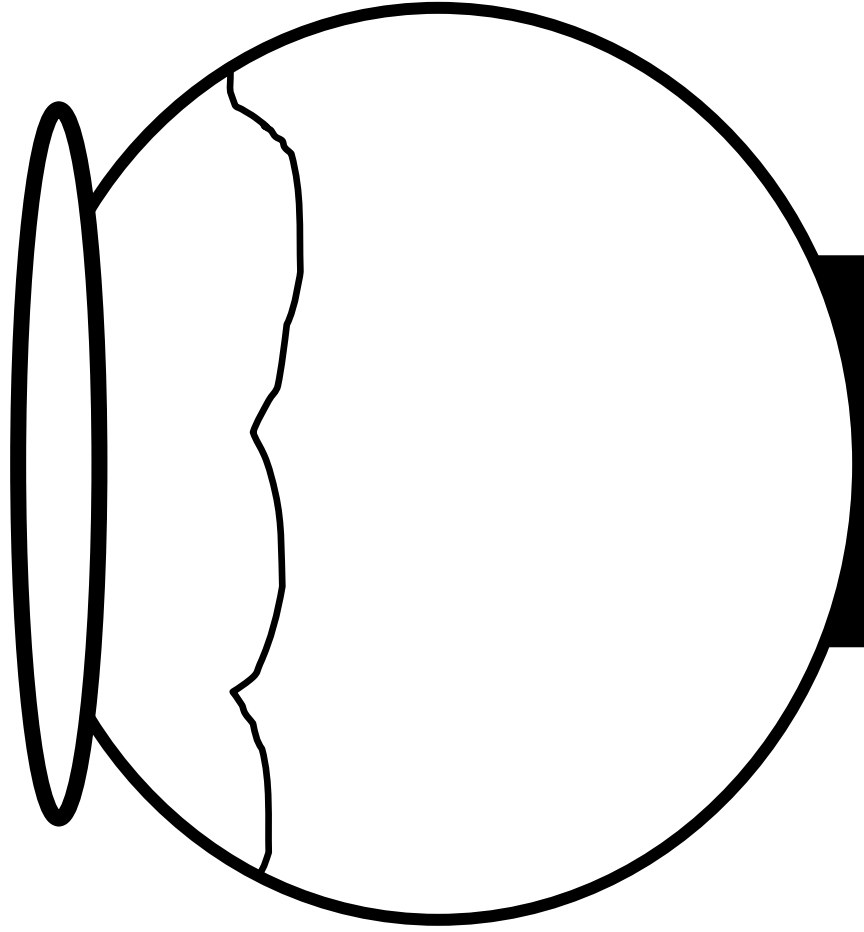
### Dominoes (continued)



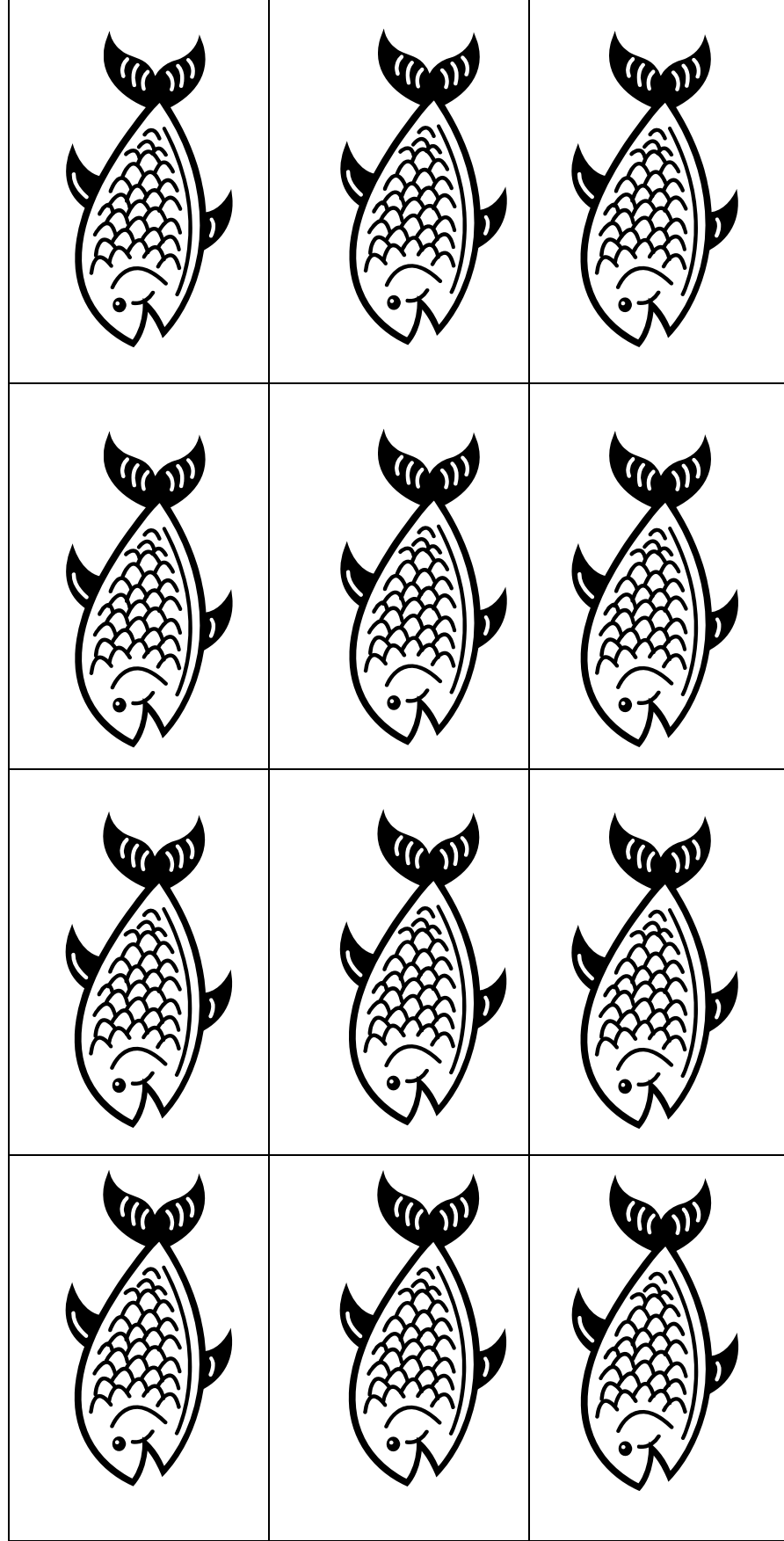
### Dominoes (continued)





# Story Mats




Story Mats (continued)




**Story Mats (continued)**












# Story Mats (continued)



Story Mats (continued)



### Story Mats (continued)










		
		
		





Story Mats (continued)




### Story Mats (continued)

Story Mats (continued)



Story Mats (continued)



Story Mats (continued)















ART

Story Mats (continued)



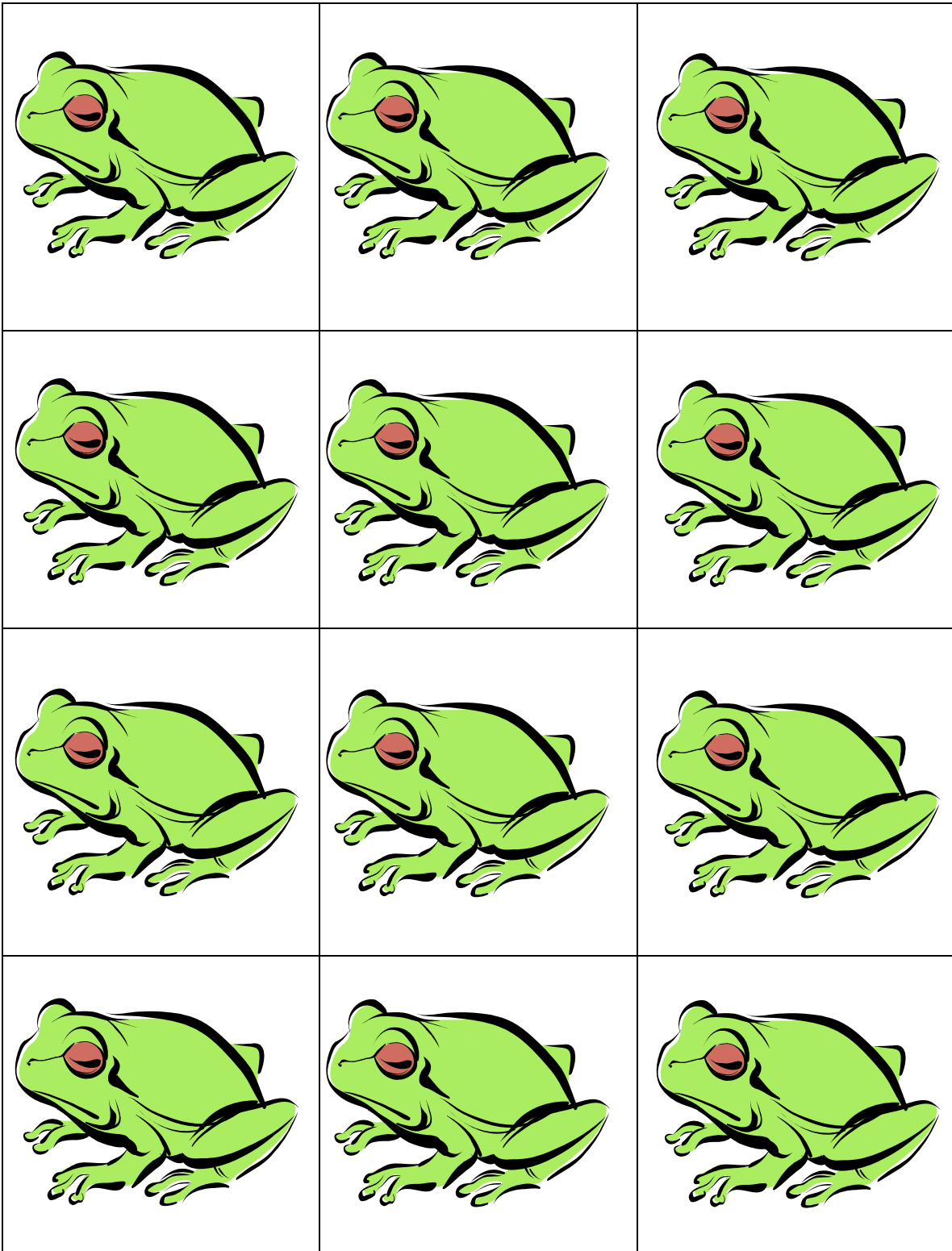
# Story Mats (continued)



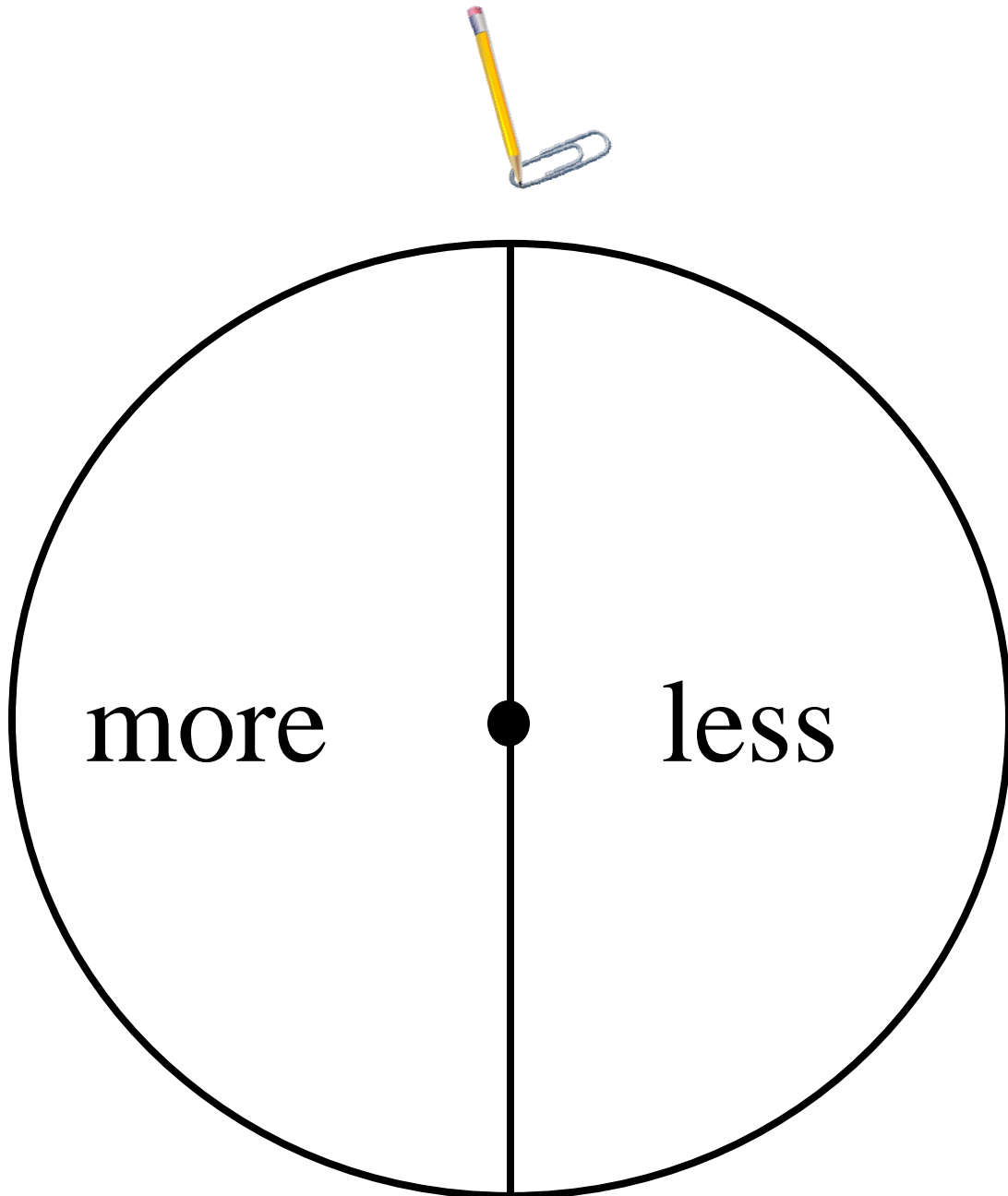


# Frogs



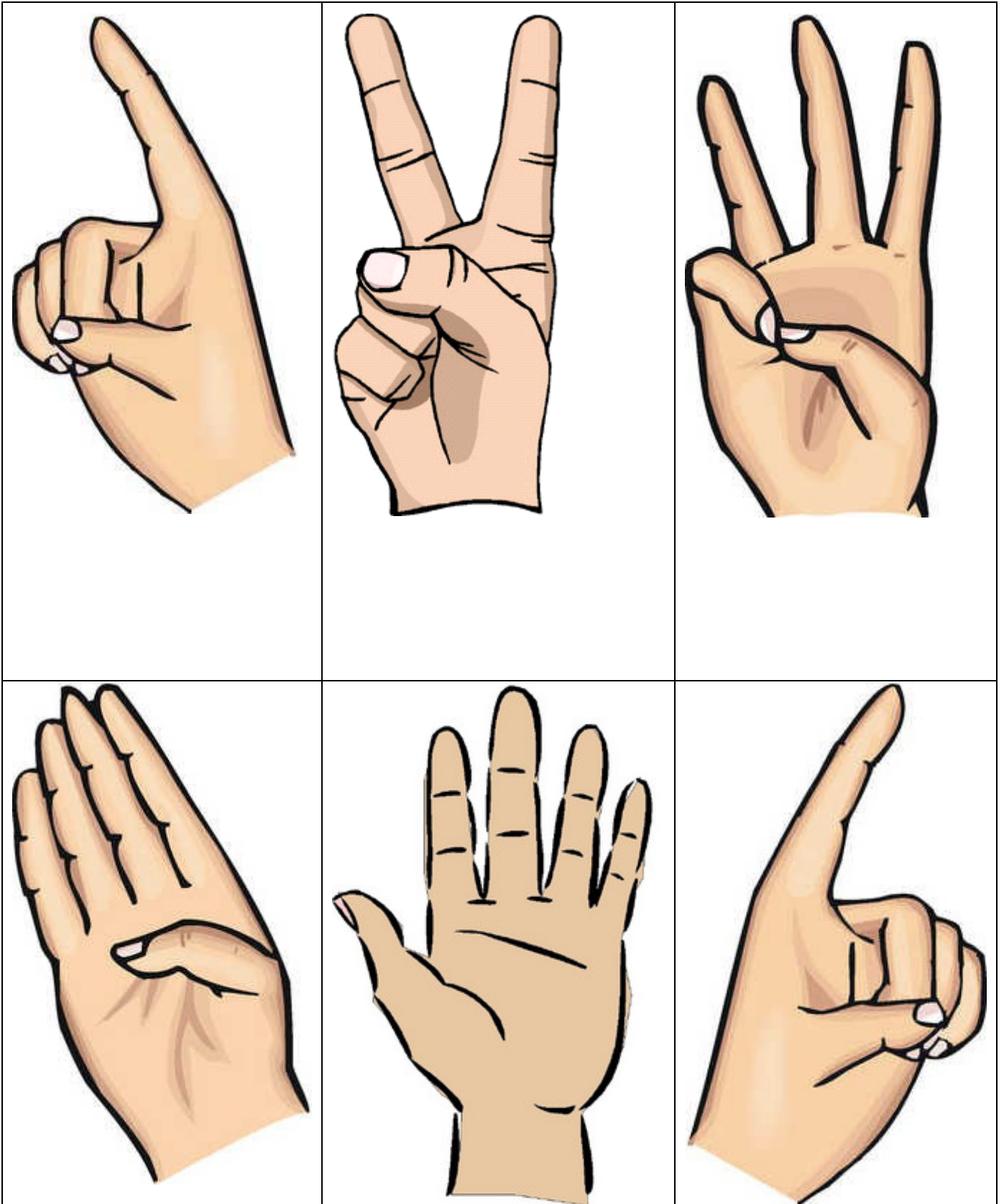
## Spinner

**Note:** To make a sample spinner, place the point of the pencil on the centre of a circle, and spin the paper clip around the pencil point.

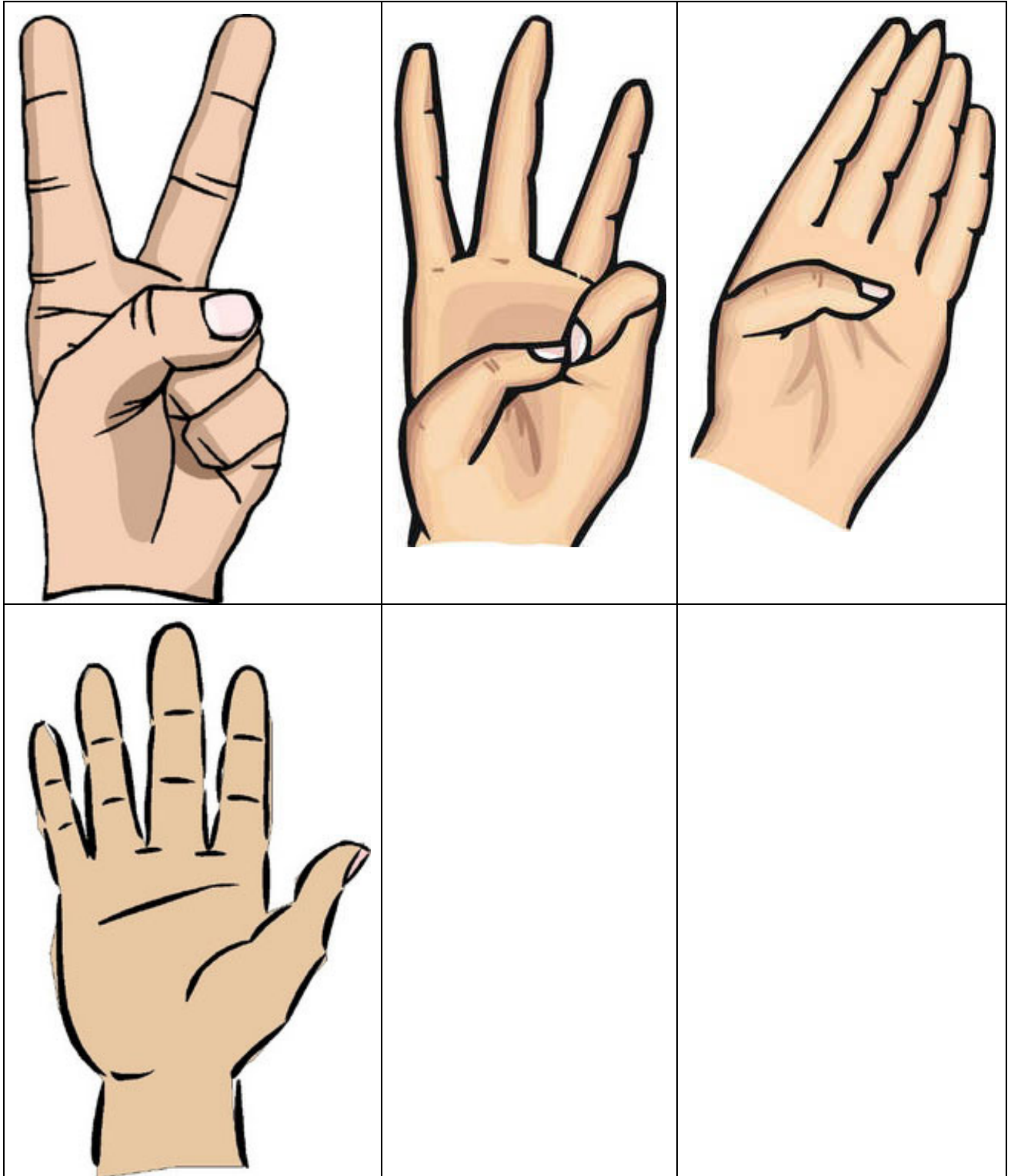










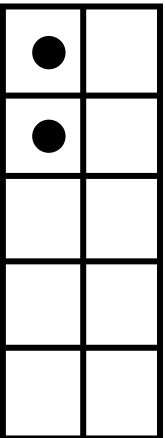
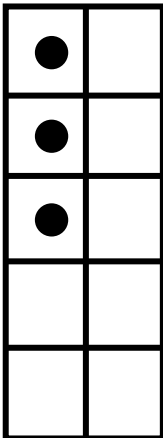
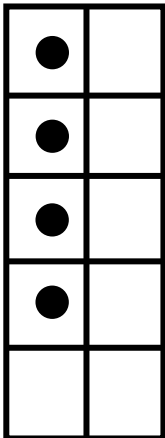
## Finger Patterns



## Finger Patterns (continued)



# Small Ten Frames


		
		
		

# Small Ten Frames (continued)

<table border="1"><tbody><tr><td>●</td><td></td></tr><tr><td>●</td><td></td></tr><tr><td>●</td><td></td></tr><tr><td>●</td><td></td></tr><tr><td>●</td><td></td></tr></tbody></table>	●		●		●		●		●		<table border="1"><tbody><tr><td>●</td><td>●</td></tr><tr><td>●</td><td></td></tr><tr><td>●</td><td></td></tr><tr><td>●</td><td></td></tr><tr><td>●</td><td></td></tr></tbody></table>	●	●	●		●		●		●		<table border="1"><tbody><tr><td>●</td><td>●</td></tr><tr><td>●</td><td>●</td></tr><tr><td>●</td><td></td></tr><tr><td>●</td><td></td></tr><tr><td>●</td><td></td></tr></tbody></table>	●	●	●	●	●		●		●	
●																																
●																																
●																																
●																																
●																																
●	●																															
●																																
●																																
●																																
●																																
●	●																															
●	●																															
●																																
●																																
●																																
<table border="1"><tbody><tr><td>●</td><td>●</td></tr><tr><td>●</td><td>●</td></tr><tr><td>●</td><td>●</td></tr><tr><td>●</td><td></td></tr><tr><td>●</td><td></td></tr></tbody></table>	●	●	●	●	●	●	●		●		<table border="1"><tbody><tr><td>●</td><td>●</td></tr><tr><td>●</td><td>●</td></tr><tr><td>●</td><td>●</td></tr><tr><td>●</td><td>●</td></tr><tr><td>●</td><td></td></tr></tbody></table>	●	●	●	●	●	●	●	●	●		<table border="1"><tbody><tr><td>●</td><td>●</td></tr><tr><td>●</td><td>●</td></tr><tr><td>●</td><td>●</td></tr><tr><td>●</td><td>●</td></tr><tr><td>●</td><td>●</td></tr></tbody></table>	●	●	●	●	●	●	●	●	●	●
●	●																															
●	●																															
●	●																															
●																																
●																																
●	●																															
●	●																															
●	●																															
●	●																															
●																																
●	●																															
●	●																															
●	●																															
●	●																															
●	●																															



BLM K.N.6.5

## Large Ten Frames (with Dots)




					







**Large Ten Frames (with Dots) (continued)**






**Large Ten Frames (with Dots) (continued)**







**Large Ten Frames (with Dots) (continued)**








**Large Ten Frames (with Dots) (continued)**


**Large Ten Frames (with Dots) (continued)**


**Large Ten Frames (with Dots) (continued)**

**Large Ten Frames (with Dots) (continued)**




**Large Ten Frames (with Dots) (continued)**





**Large Ten Frames (with Dots) (continued)**



**Clothesline Numbers**

1

2

3

4

5

6

7

8

9

**Clothesline Numbers (continued)**

10

11

12

13

14

15

16


17

18


**Clothesline Numbers (continued)**

19	20	21
22	23	24
25	26	27

# Repeating Patterns



# Non-Repeating Patterns



## Spinner

**Note:** To make a sample spinner, place the point of the pencil on the centre of a circle, and spin the paper clip around the pencil point.

