

Prepared by:  
Planning and Research  
Manitoba Education  
November, 1988



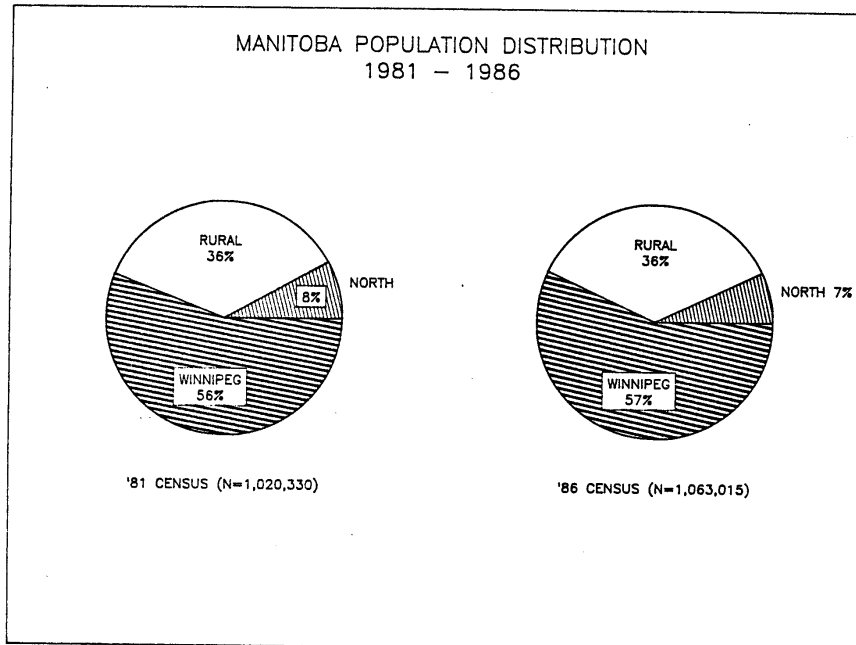
Census Manitoba  
1981 -- 1986  
88-02

Table of Contents

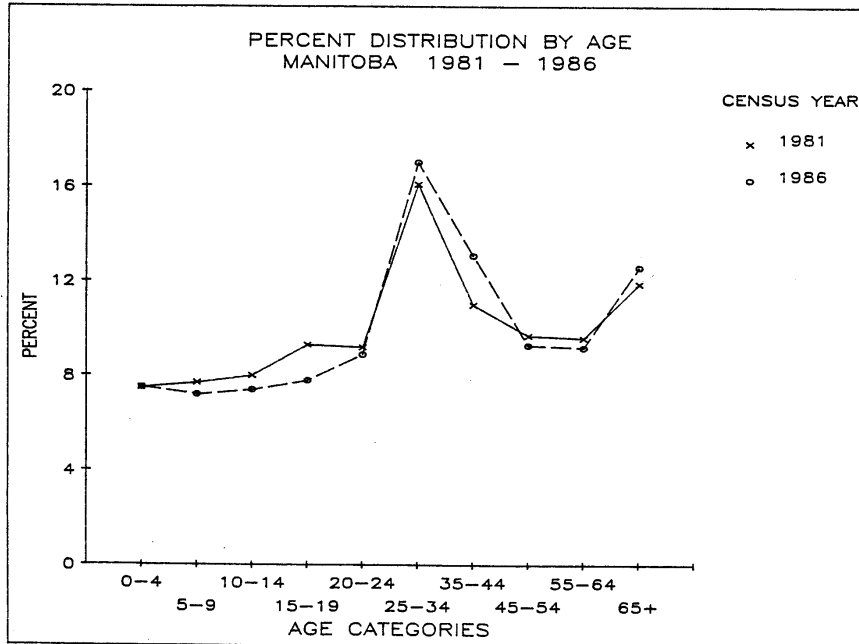
Highlight Sheet . . . . .	i
Manitoba Population Distribution . . . . .	1
Percent Distribution by Age . . . . .	2
Percent Female . . . . .	3
Percent Distribution by Marital Status, Population Aged 15+ . . . . .	4
Percent Change in Private Households . . . . .	5
Percent Change in Census Families . . . . .	6
Lone Parent Families as a Percent of Census Families . . . . .	7
Average Number of Children Living at Home in Each Census Families . . . . .	8
Percent Change in Total and School Aged Populations . . . . .	9
Percent of Population Aged 5-19 years . . . . .	10
Percent Change in Census Population Aged 5-19 and School Enrolment . . . . .	11
Percent of Population Aged 5-19 Not Enrolled in School. . . . .	12
Mother Tongue - 1986 . . . . .	13
Distribution of Non-English "Single" Mother Tongues - 1986 . . . . .	14
Appendix Census Element Definitions . . . . .	15

Highlight Sheet

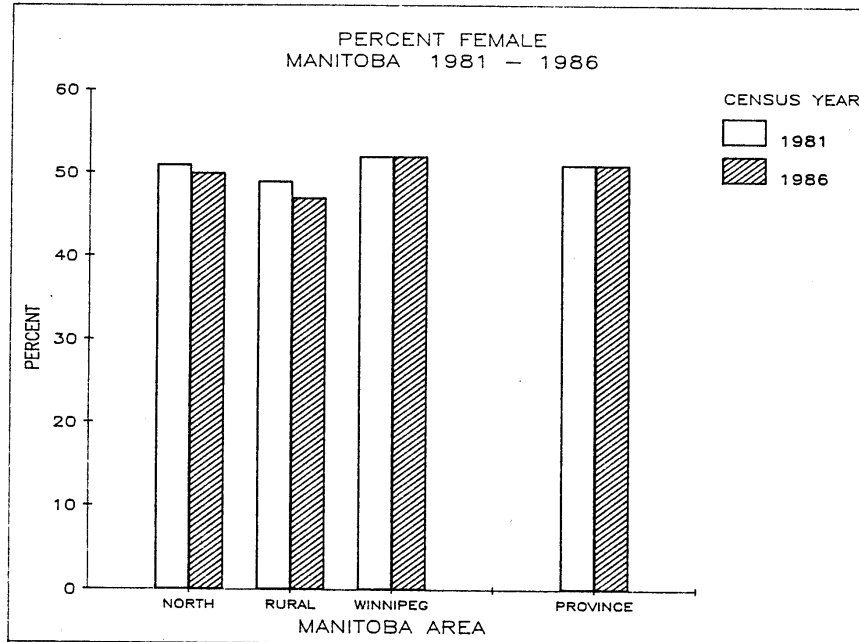
- ◆ Manitoba's population increased between 1981 and 1986.
- ◆ Increases were recorded in:
  - number of middle-aged people
  - number of households
  - number of Census families
  - number of lone-parent families
  - number of divorced adults
- ◆ Decreases were recorded in:
  - number of children
  - number of children per family
- ◆ Stability was recorded in:
  - female/male distribution
- ◆ Greater Winnipeg City experienced the greatest population increase.
- ◆ North Manitoba continued to record the highest percentage of children.
- ◆ Rural Manitoba remained quite stable.



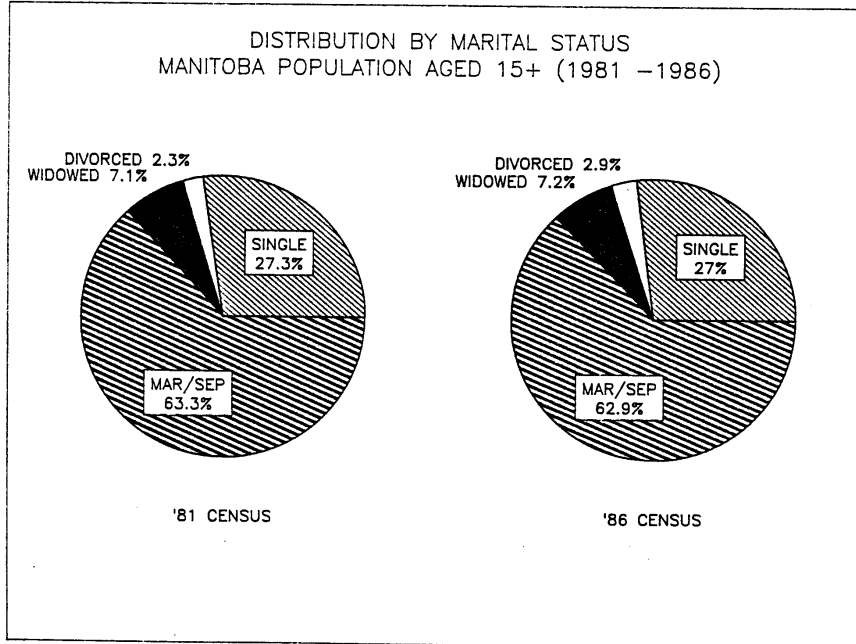
- ◆ between 1981 and 1986, Manitoba's population increased from 1,020,330 to 1,063,015 people. This represents a 4.2% increase.
- ◆ the proportional distribution of residents across the province remained quite stable with over half of all people living within Greater Winnipeg.
- ◆ a small shift in proportional distribution (1%) occurred from North Manitoba to Greater Winnipeg, leaving 7% of the population living in the North.
- ◆ a steady 36% of residents continued to live in Rural Manitoba.



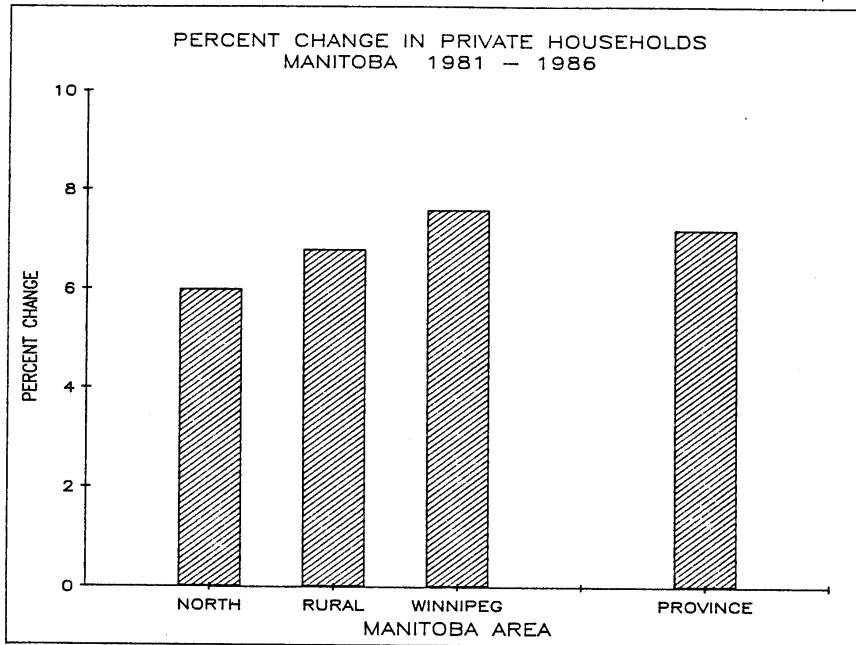
- ♦ Manitoba continues to be an aging population. The median age increased from 30 years in 1981 to 32 years in 1986. The population aged 65+ increased by 12,320 people, while the population aged 0-19 decreased by 13,690.
- ♦ between 1981 and 1986 the largest increase in population occurred in the 35-44 age group.
- ♦ the largest decrease in population occurred in the school aged categories of 5-19 years. In absolute numbers, there were 16,965 less school aged children in 1986, which represents a 6.6% change (238,725 in 1986 compared with 255,690 in 1981).
- ♦ the 15-19 aged category experienced the largest proportional change (7.8% of population in 1986, compared with 9.3% in 1981).



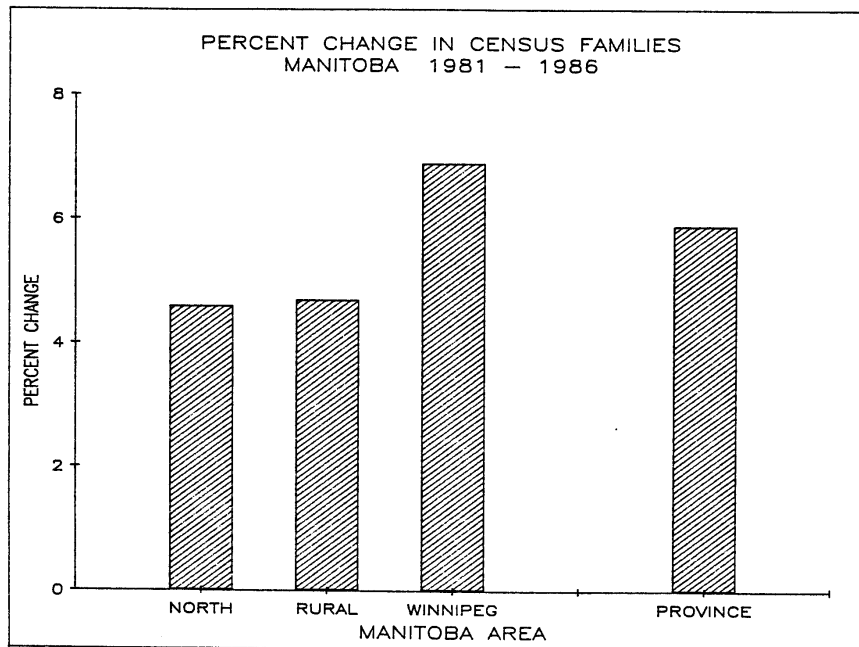
- ♦ between 1981 and 1986, Manitoba's population remained a stable 51% female and 49% male.
- ♦ Rural Manitoba, unlike the rest of the population, reported less females than males.
- ♦ comparisons across the province revealed subtle changes outside Greater Winnipeg in the two Census years. The proportion of females decreased by 1% in both North and Rural Manitoba.



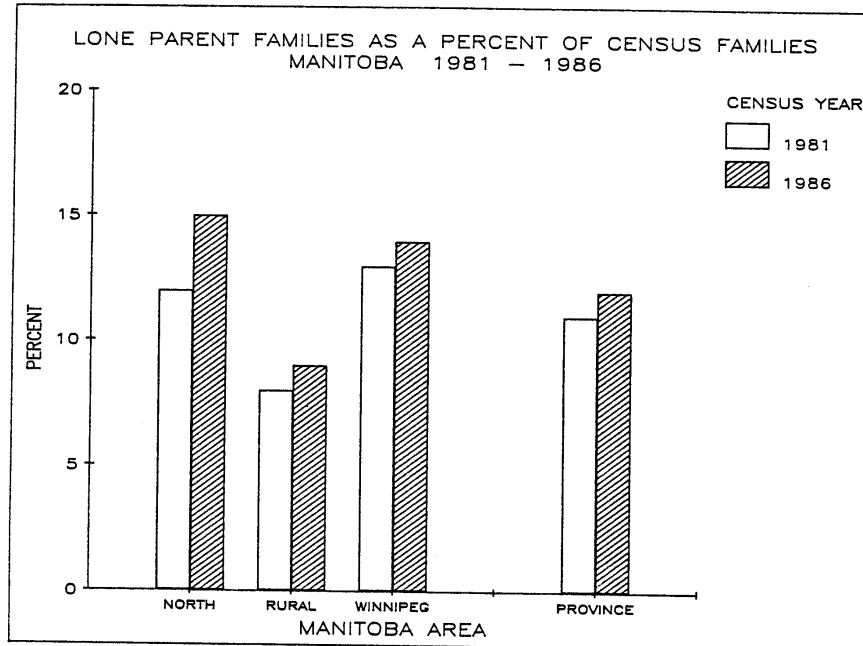
- ◆ distribution of the population aged 15+ by marital status revealed overall stability between 1981 and 1986 with over half being married/separated.
- ◆ a shift had occurred, however, to increased proportions which are divorced (2.3% to 2.9%) and widowed (7.1% to 7.2).
- ◆ comparison of areas across the province found subtle variations with greater than average proportions of single people residing in North Manitoba, divorced people in Greater Winnipeg, and married/separated people in Rural Manitoba.



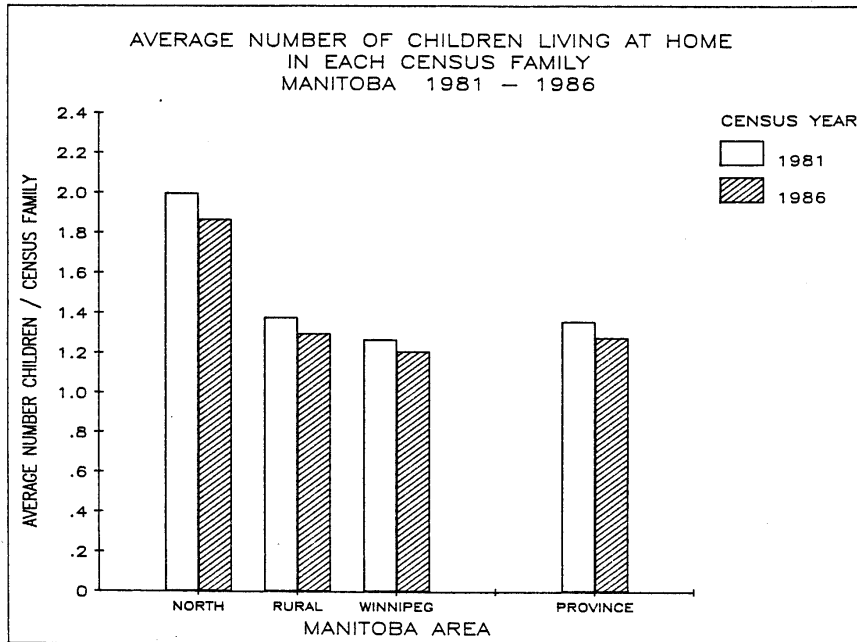
- ♦ between 1981 and 1986, there has been a 7.2% increase in the number of private households. This increase, compared with the lower 4.2% population increase, reflects the aging population phenomenon within Manitoba.
- ♦ Greater Winnipeg reported the greatest increase in private households, while North Manitoba reported the least.



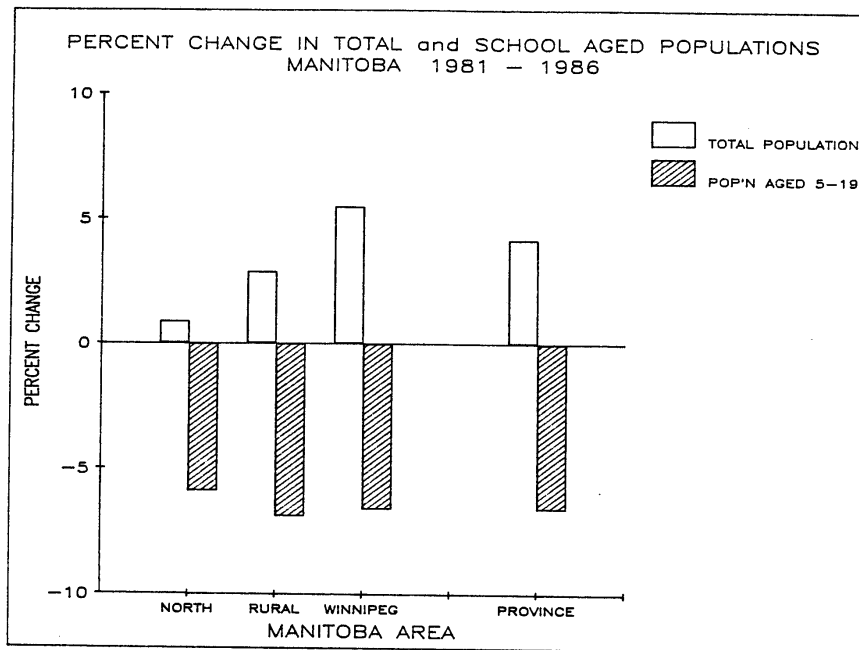
- ◆ between 1981 and 1986, the number of Census families increased by 5.9% (from 260,870 in 1981 to 276,320 in 1986).
- ◆ North and Rural Manitoba experienced similar increases of 4.6% and 4.7% respectively, while Greater Winnipeg experienced a much larger 6.9%.



- ♦ the number of lone parent families has increased from 29,155 in 1981 to 33,800 in 1986.
- ♦ in 1986, 12% of Manitoba's Census families were headed by a lone parent.
- ♦ between 1981 and 1986 the greatest proportion of lone parent families has shifted from Greater Winnipeg to North Manitoba. Indeed, over the past 5 years, the proportion in North Manitoba has increased the greatest amount across the province (from 12% in 1981 to 15% in 1986).
- ♦ Rural Manitoba has the lowest proportion of lone parent families.



- ◆ across the province, the average number of children per Census family has decreased from 1.36 children in 1981 to 1.28 children in 1986.
- ◆ Census families in North Manitoba have, on average, the greatest number of children, while families in Greater Winnipeg have the least. Within this trend, however, Census families in the North have reported an average 0.13 decrease between 1981 and 1986, while Greater Winnipeg families have reported a 0.08 decrease.



**Total Population: (9)**

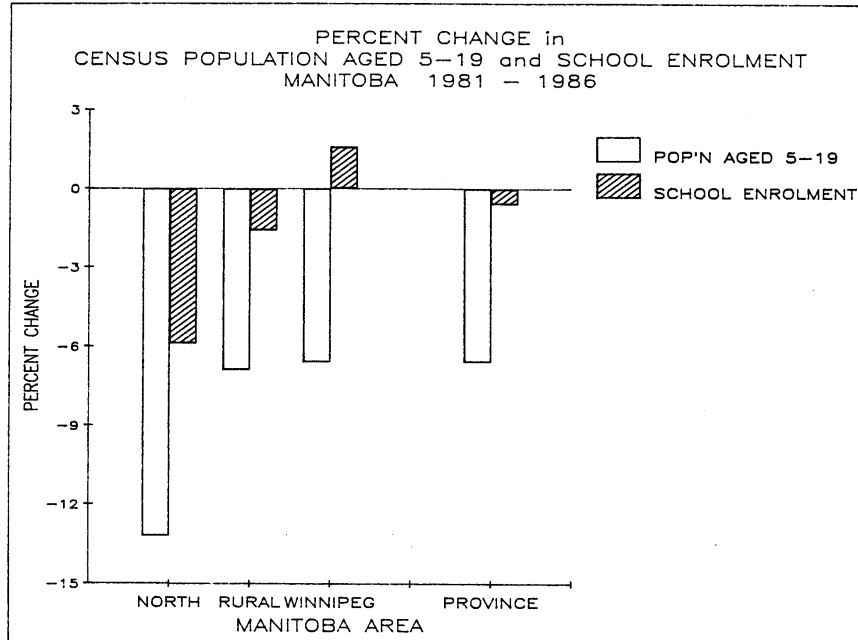
- ◆ between 1981 and 1986, the total population of Manitoba increased by 4.2%.
- ◆ the distribution of this population increase, although present in all 3 areas of the province, was very uneven. The greatest increase was recorded in Greater Winnipeg (5.5% -- 31,465 people), a lower increase within Rural Manitoba (2.9% -- 10,565 people), and a negligible increase in North Manitoba (0.9% -- 670 people).
- ◆ in keeping with past trends, Greater Winnipeg continues to be the area of greatest population growth.

**School Aged Population (5-19 years old) (9)**

- ◆ unlike the increasing trend for the Total population, the trend associated with school aged children (aged 5-19 years) is a decreasing one. Across the province, there has occurred a 6.6% decrease in school aged children (238,725 in 1986 compared with 255,690 in 1981).
- ◆ this decreasing trend has been evenly distributed across the province, with a range of 1% separating the greatest and least change. Rural Manitoba experienced the greatest decrease (-6.9%), with Greater Winnipeg recording -6.6% and North Manitoba -5.9%.

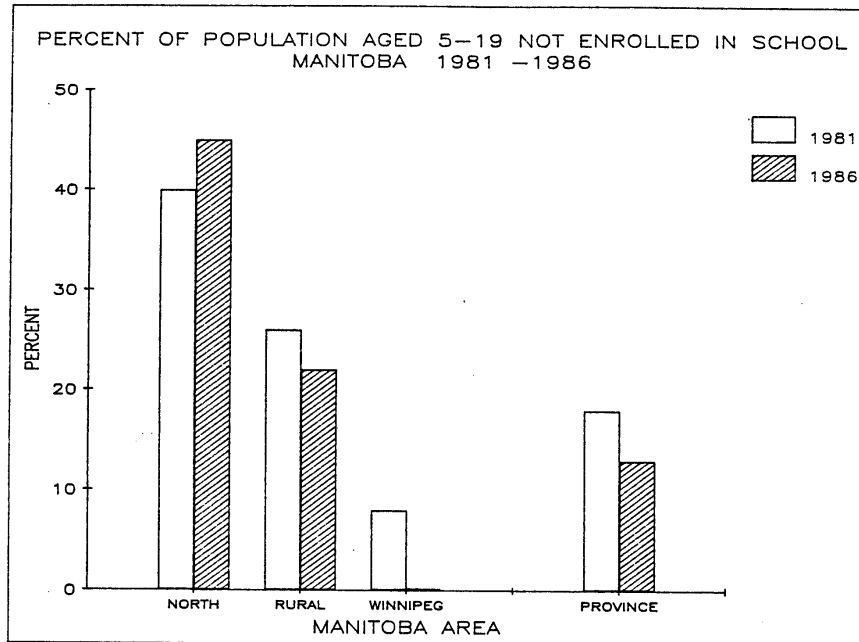


- ♦ in general, school aged children continued to constitute one-third of the population in North Manitoba, one-quarter in Rural Manitoba, and one-fifth in Greater Winnipeg.
- ♦ the overall proportion of Manitoba's population which is school aged (ie, 5-19 years) has decreased from 25.1% in 1981 to 22.5% in 1986. This is a 2.6% drop.
- ♦ the proportional decrease in school aged children has occurred in all 3 areas of the province with North Manitoba reporting a 2.3% drop, Rural Manitoba a 2.5% drop, and Greater Winnipeg a 2.9% drop.



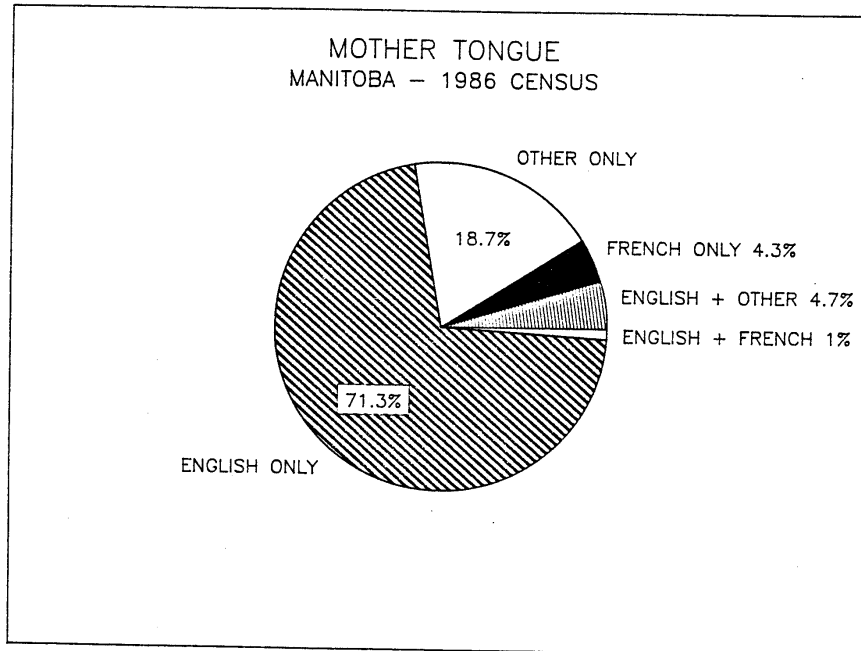
- ◆ between 1981 and 1986, both the provincial populations aged 5-19 years (Census data) and public/private school enrolments (Manitoba Education enrolment data) decreased.
- ◆ the school aged population decreased more than enrolments (-6.6% compared with -0.6% respectively).
- ◆ North Manitoba had the greatest levels of decline in both school aged population and school enrolment.
- ◆ Greater Winnipeg experienced a reverse change; ie, the population aged 5-19 decreased, while the school enrolments increased.

\* care must be taken in applying cause-effect explanations for these changes. Influencing factors to be considered are the inclusion of 18-19 year old people in the population group (an age category not typically associated with high school), as well as Greater Winnipeg schools having enrolments from surrounding divisions.

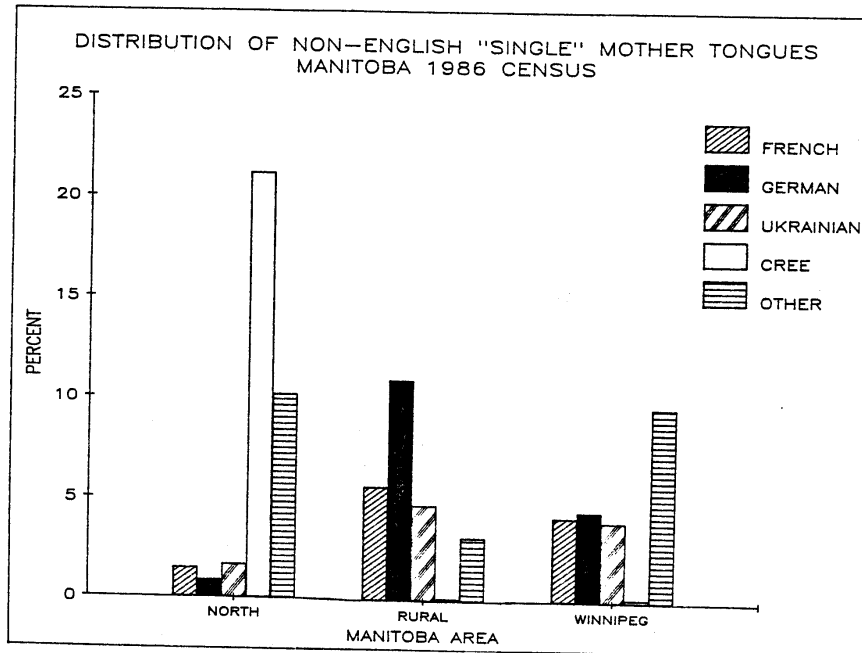


- ♦ a comparison of Manitoba Education's enrolment counts with Census population (aged 5-19) figures reveals large discrepancies across the province. In 1981, 18% of this population group were not enrolled in a public/private school, while by 1986 this dropped to 13%.
- ♦ North Manitoba recorded the greatest figures with a very large 45% not enrolled in school in 1986. Indeed, unlike other areas of the province, North Manitoba experienced an increase between 1981 and 1986 in the percentage not enrolled in school (40% to 45%).
- ♦ Greater Winnipeg reported the least amount of variation with 8% in 1981 being reduced to 0% by 1986. Rural Manitoba recorded 26% and 22% respectively.

\* the same amount of care in interpretation as outlined for the previous graph must be applied.



- ♦ 94% of Manitoba's 1986 population reported a "single" mother tongue, while 6% reported "multiple language" mother tongues (a breakdown which the 1981 Census did not record).
- ♦ 71.3% reported "English only", 4.3% "French only", 18.7% another language only, and 5.7% a combination of languages.
- ♦ unifying responses, a total of 77.0% of the population reported English as a mother tongue, 5.4% French, and 23.3% some other language.



- ♦ analysis of mother tongue across the province revealed a great deal of variation, with languages such as German and French having strong presences in Rural Manitoba, and Cree in the North.
- ♦ Greater Winnipeg's population reported a variety of mother tongues.

## Appendix

## Census Element Definitions

## Total Population

The number of persons whose usual residence is within Canada, as reported in the Census data; and, within the catchment area for each school division/district as defined for a special report of Census data prepared using geocoded boundary limits.

## Marital Status

Categories include:

- single (never married) total
- single (never married) aged 15+
- married (includes separated and common-law)
- widowed (lost spouse through death and have not remarried)
- divorced (obtained legal divorce and have not remarried)

## Private Household

Refers to a person or group of persons (other than foreign residents) who occupy a private dwelling and do not have a usual place of residence elsewhere in Canada. The number of private households equals the number of occupied private dwellings.

## Census Family

Refers to a husband and wife (with or without children who have never married, regardless of age), or a lone parent of any marital status, with one or more children who have never married, regardless of age, living in the same dwelling. Common-law arrangements are included.

## Mother Tongue

Refers to the first language(s) learned in childhood and still understood by an individual. 1986 was the first Census which allowed for multiple languages.