

Français de base 9^e année (10G)

Un cours d'études indépendantes

Grade 9 Basic French (10G)

A Course for
Independent Study

FRANÇAIS DE BASE
9^e année (10G)

*Un cours d'études
indépendantes*

2008

Éducation, Citoyenneté et Jeunesse Manitoba

Données de catalogage avant publication

448.242 Français de base, 9^e année (10G) : un cours d'études indépendantes

ISBN 978-0-7711-3885-0

1. Français (Langue) -- Étude et enseignement (Secondaire) - Manitoba -- Anglophones.
2. Français (Langue) -- Auto-enseignement. I. Manitoba. Éducation, Citoyenneté et Jeunesse Manitoba.

Ce document remplace la version 1997 intitulée *Senior 1 French (10G)*.

Tous droits réservés ©1997, 2008, la Couronne du chef du Manitoba représentée par le ministre de l'Éducation, de la Citoyenneté et de la Jeunesse.

Tous les efforts ont été faits pour mentionner les sources aux lecteurs et pour respecter la Loi sur le droit d'auteur. Si, dans certains cas, des omissions ou des erreurs se sont produites, prière d'en aviser Éducation, Citoyenneté et Jeunesse Manitoba pour qu'elles soient rectifiées. Nous remercions sincèrement les auteurs, les artistes et les éditeurs de nous avoir autorisés à adapter ou à reproduire leurs originaux.

Dans le présent document, les mots de genre masculin appliqués aux personnes désignent les femmes et les hommes.

Acknowledgements

Manitoba Education, Citizenship and Youth gratefully acknowledges the contributions of the following individuals in the development of *Français de base, 9^e année (10G)*, a full course for distance education delivery.

1997:

Course Writer

Andrew Ying	Garden City Collegiate	Seven Oaks School Division
-------------	------------------------	----------------------------

Course Editor

Laurel Sarginson	Lord Selkirk Regional Secondary School	Lord Selkirk School Division
------------------	---	------------------------------

Members of the Development Team

John Erskine	Kelvin High School	Winnipeg School Division
Cécile Roy-Dilay	St. Boniface Diocesan High School	Independent School

Manitoba Education and Training Staff

Lee-Ila Bothe	Coordinator	Technical Support Unit Program Development Branch
Lynn Harrison	Desktop Publisher	Technical Support Unit Program Development Branch
Michael Hartley	Publications Editor	Technical Support Unit Program Development Branch
Ray LaFlèche	Project Leader (until June 1996)	M.E.R.L.I.N.
Joyce MacMartin	Project Manager	Humanities Unit Program Development Branch
Grant Moore	Desktop Publisher	Technical Support Unit Program Development Branch
Caron Newman	Desktop Publisher	Technical Support Unit Program Development Branch
Caterina Sotiriadis	Consultant	Bureau de l'éducation française Division

2007-2008:

Caterina Sotiriadis	Independent Consultant	
Greg Sametz	Independent Consultant	
Linda Romeo	Consultant	Bureau de l'éducation française Division
Jeannette Aubin	Word Processor	Bureau de l'éducation française Division
Pauline Gagnon	Word Processor	Bureau de l'éducation française Division
Thongsay Ken Phanlouvang	Media Technician	Bureau de l'éducation française Division

FRANÇAIS DE BASE
9^e année (10G)

*Un cours d'études
indépendantes*

2008

Éducation, Citoyenneté et Jeunesse Manitoba

Table des matières

Acknowledgements *iii*

Introduction *ix*

Structure of the Grade 9 Basic French Course *ix*

Evaluation *x*

Guide Graphics *x*

Recommendations *xi*

Module 1 **Plein d'allure!**

Leçon 1 *1*

Leçon 2 *5*

Leçon 3 *11*

Leçon 4 *13*

Leçon 5 *17*

Leçon 6 *21*

Leçon 7 *25*

Leçon 8 *29*

Module 2 **La pub**

Leçon 1 *1*

Leçon 2 *5*

Leçon 3 *9*

Leçon 4 *13*

Leçon 5 *17*

Leçon 6 *21*

Leçon 7 *23*

Module 3 **Eurêka!**

Leçon 1 *1*

Leçon 2 *5*

Leçon 3 *9*

Leçon 4 *15*

Leçon 5 *21*

Leçon 6 *27*

Module 4 Ma vie, c'est toute une histoire

Leçon 1	1
Leçon 2	5
Leçon 3	9
Leçon 4	13
Leçon 5	17
Leçon 6	21
Leçon 7	27
Leçon 8	33
Leçon 9	37

Module 5 À l'aventure

Leçon 1	1
Leçon 2	5
Leçon 3	9
Leçon 4	11
Leçon 5	15
Leçon 6	19
Leçon 7	23
Leçon 8	27
Leçon 9	31
Leçon 10	35

Feuilles de travail et activités d'évaluation**Module 1**

Feuille de travail 1	1
Feuille de travail 2	2
Feuille de travail 3	3
Feuille de travail 4	4
Feuille de travail 5	5
Feuille de travail 6	6
Feuille de travail 7	7

Module 2

Feuille de travail 8	9
Feuille de travail 9	10
Feuille de travail 10	11
Feuille de travail 11	13
Feuille de travail 12	15
Feuille de travail 13	17

Feuille de travail 14	19
Feuille de travail 15	20
Feuille de travail 16	22
Feuille de travail 17	23
Feuille de travail 18	24

Module 3

Feuille de travail 19	25
Feuille de travail 20	26
Feuille de travail 21	27
Feuille de travail 22	28
Feuille de travail 23	29
Feuille de travail 24	30
Feuille de travail 25	31
Feuille de travail 26	32
Feuille de travail 27	33

Module 4

Feuille de travail 28	35
Feuille de travail 29	37
Feuille de travail 30	38
Feuille de travail 31	39
Feuille de travail 32	40
Feuille de travail 33	41
Feuille de travail 34	43
Feuille de travail 35	46
Feuille de travail 36	47

Module 5

Feuille de travail 37	49
Feuille de travail 38	52
Feuille de travail 39	53
Feuille de travail 40	54
Feuille de travail 41	55
Feuille de travail 42	56
Feuille de travail 43	57
Feuille de travail 44	58
Feuille de travail 45	59
Feuille de travail 46	60

Corrigés

Notes



Français de base, 9^e année

Welcome to the *Français de base, 9^e année* course for independent study. Your special situation as a distance learner has been taken into consideration in the design of this course because some of you may not see a French teacher for the duration of this course; some of you will not hear any French spoken except on the enclosed CD. In addition, the course design tries to balance this situation with a desire to challenge you to take risks as you continue learning a foreign language.

Keeping your special situation in mind, the purpose of this course is to help you communicate better in French. Your challenge is to improve your ability to understand, read, write, and speak French. The important word is **improve**. You will not be bilingual at the end of this course, but you will be able to communicate more in French.

You may wish to review verbs and other French grammar either before you start this course or along the way.

Some useful websites for language development in French are:

1) *Tex's French Grammar* at <<http://www.laits.utexas.edu/tex/>>. Click "Tools" to see the correct conjugation of a verb or "Grammar" for grammar rules listed in categories (nouns, adjectives, pronouns, etc.)

2) *Language Guide French Grammar* at <<http://www.languageguide.org/francais/grammar/>>. The grammar section, found in the top left menu, provides rules, examples and exercises.

3) *Le grand dictionnaire terminologie* at <<http://www.granddictionnaire.com>>. The official Québec government dictionary site.

Please note:

The websites cited above contain information posted and maintained by the respective institutions or organizations independent of Manitoba Education, Citizenship and Youth. Although the websites were viewed during the development of this document, no guarantee can be made regarding their accuracy or availability.

Structure of *Français de base, 9^e année*

Students have to complete five modules in this course. Each module has a number of lessons. Each lesson is structured to be completed in 60 to 70 minutes. However, you may find that the length of time will vary depending on how easy or difficult you find the content of each lesson. Work at a comfortable pace.

Answer keys are provided for some activities that require a written answer. In the cases where a variety of answers are possible, suggestions are given. At other times, no answers are provided. Use the answer key only *after* you have completed the exercise.

There are 2 to 3 tests (*activités d'évaluation*) in each module. You will be asked to send in **one** of these tests that will be corrected by your tutor/marker. At the end of each module, there is a major project that will also be sent in and evaluated by your tutor/marker. At the end of Module 5, there is a final examination that must be sent in for evaluation.

Before You Start

Check before you start that you have the following:

- *Entre Amis 3*, Prentice Hall Ginn (Manitoba Text Book Bureau (MTBB #95250)
- *Entre amis 3* Cahier (MTBB #95257)
- CDs based on *Entre amis 3* (ISO #10404 10G 001)
- CD player
- audiocassette recorder or a microphone hooked up to a computer (other recording options can be discussed with your tutor/marker)
- you are responsible for buying your own blank audiocassettes or CDs to record yourself for oral practice and to send to the tutor/marker as part of the final projects.

Evaluation

Each of the five tests (*activités d'évaluation*) is worth 5 per cent of your mark, while each of the five projects is worth 10 per cent. Your final examination is worth 25 per cent. Your tests evaluate your listening, reading and writing skills. Projects emphasize your written and oral skills. The final examination will test your writing and reading proficiencies.

Applying for Your Examination

- **If you are attending school**, ask your school's Independent Study Option (ISO) facilitator to add your name to the ISO examination eligibility list. Do this at least three weeks prior to the next scheduled examination week.
- **If you are not attending school**, check the Examination Request Form for options available to you. The Examination Request Form was mailed to you with this course. Mail or fax the completed form three weeks before you are ready to write the examination. The address is:

Independent Study Option (ISO) Registration
555 Main St., Winkler MB R6W 1C4
Fax: 204-325-1719
Telephone: 1-800-465-9915, 204-325-1700

Help Available During the Course

You should establish contact with a study buddy, a teacher, or a friend who can assist you with your studies. For those of you in school, see your Independent Study Option (ISO) facilitator to arrange such learning assistance. Those of you studying at home may arrange with the Independent Study Office at Winkler how assistance may be arranged with the tutor/marker. Contact the Independent Study Option for your tutor/marker information at 204-325-1700 or toll free at 1-800-465-9915; fax: 204-325-1719.

It is important to work on the course on a regular basis to complete it within 12 months or less. If you are awaiting clarification or feedback on a particular lesson, move on to other work, then come back to the area of difficulty when you get your questions answered.

Send in the tests that are to be marked immediately upon completion. Plan ahead for the projects, getting any questions cleared up well before attempting completion of the projects.

Guide Graphics

Throughout the course are graphics to indicate that you do something important. This is what they mean:



Assignment: This icon indicates that a written assignment is required.



Reading: You must read certain pages in one of your textbooks when this icon appears.



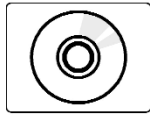
Record: Record yourself either for self-evaluation purposes or for evaluation by your tutor/marker when you see this icon. Here are some ways of doing this:

- record yourself with a tape recorder and mail your audio tape to your tutor/marker.
- record yourself with a dictaphone.
- record yourself with a videorecorder and send your videorecording to your tutor/marker.
- record yourself with a microphone hooked up to a computer. If your computer did not come with a microphone, you can purchase one; they are usually inexpensive and generally come with the necessary software. The file is often saved as a .wav file. This file can either be emailed to you tutor/marker as an attachment or burned onto a CD-ROM or DVD and mailed to your tutor/marker.

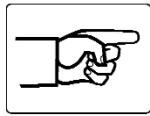
Please include the course name and number, your name, and the date on the labels of your tapes/CDs/DVDs/VHS tapes that you send in for evaluation by the tutor/marker.



Study guide: This icon appears before an evaluation activity or test. A helpful review of relevant material is given.



CD: This indicates that you are required to listen to an activity. The listening CDs will be identified on the label.



Looking ahead: This graphic appears when very important directions or explanations are being given. The main activities of the module are also explained.



Key vocabulary: This icon indicates that the vocabulary given is crucial for understanding a particular passage or doing a particular assignment. You should study and learn this vocabulary.



Answer key check: This icon indicates that you should check the “Corrigés” before continuing.



Mail-In: This icon indicates that you should mail in an assignment or project to be marked by your tutor/marker.



Take note: This icon reminds you to take note of an important point.



Worksheet: This icon indicates that you should complete an exercise in the “Feuilles de travail et activités d’évaluation” section of this course.

Recommendations


1. You must have reliable means of listening to and recording audio files.
2. You must have a good bilingual dictionary.
Robert and Collins, Larousse, and Harrap are reliable.
3. You are allowed to use your textbook, notes, and a dictionary while doing a self-test or project.
4. Pace yourself and have fun.

FRANÇAIS DE BASE
9^e année (10G)

Module 1
Plein d'allure!

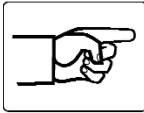
Plein d'allure!

Leçon 1



In this module, you cover a subject that interests young people. Look at page 1 of your textbook. *Qu'est-ce que nous allons considérer dans ce module, à ton opinion?*

If you are unsure of the meaning of any word on page 1, look it up in the glossary (*le lexique*) at the back of the text or in a dictionary. **Robert and Collins, Larousse, and Harrap** are reliable dictionaries.



Looking ahead (Tâche finale): At the end of this module, you present three models at a fashion show. You decide what they wear and you prepare a commentary for the show. You indicate for what occasion they dress or what event or social occasion they may be attending. All activities in this module help you accomplish this task.

Questions

1. Put a check mark in the appropriate column.

Peux-tu trouver . . .

	Oui	Non
<i>un jean</i>	<input type="checkbox"/>	<input type="checkbox"/>
<i>une chemise</i>	<input type="checkbox"/>	<input type="checkbox"/>
<i>des souliers</i>	<input type="checkbox"/>	<input type="checkbox"/>
<i>des chaussettes</i>	<input type="checkbox"/>	<input type="checkbox"/>
<i>des lunettes de soleil</i>	<input type="checkbox"/>	<input type="checkbox"/>
<i>une casquette</i>	<input type="checkbox"/>	<input type="checkbox"/>
<i>une jupe</i>	<input type="checkbox"/>	<input type="checkbox"/>
<i>une blouse</i>	<input type="checkbox"/>	<input type="checkbox"/>
<i>une robe</i>	<input type="checkbox"/>	<input type="checkbox"/>
<i>un sweatshirt</i>	<input type="checkbox"/>	<input type="checkbox"/>
<i>une cravate</i>	<input type="checkbox"/>	<input type="checkbox"/>
<i>une veste</i>	<input type="checkbox"/>	<input type="checkbox"/>

Fill in the answers to these questions in complete sentences.

2. *Quels vêtements portes-tu en ce moment?*

3. *À ton opinion, quelles couleurs sont très populaires cette saison? Le rouge? Le rose?*

Activité 1

Sondage: Quelle est ton image?

(see your workbook on pages 1-2)


Skill Stressed: Reading

The *Petit Truc* is helpful advice in studying a second language. It recommends that you avoid looking up every word that you do not understand. Read on. You discover that you understand the general meaning because of the context, or because some French words resemble English ones. Try reading the *petit truc*.

Answer these questions either from your point of view or from the point of view of someone you know well. Is the interpretation of this person's personality accurate? Yes No

(Refer to the shaded rectangle on page 2 of your workbook.)





Activité 2

L'habit ne fait pas le moine

(see the textbook on pages 2-3)

Skills Stressed: Observing, Reflecting

The title means you cannot tell a person's character or personality from the clothes he or she wears. Literally, this saying means, "Clothing does not make the monk." In the next activity, you listen to six people on CD (see pages 2-3 of the textbook), who talk about themselves.

Questions

1. *Es-tu d'accord avec la phrase, « L'habit ne fait pas le moine? »*
Oui *Non*
2. *Qu'est-ce qui est important quand tu choisis tes vêtements?*
Donne l'ordre de l'importance.

	Rang (1,2,3,4, etc.)
<i>La fonction</i>	_____
<i>Le confort</i>	_____
<i>Le tissu</i>	_____
<i>Les couleurs</i>	_____
<i>La marque</i>	_____

Activité 3

Première impression

(see your workbook on page 3)

(CD)

(*Entre Amis* by Gladys Jean et al. CD reproduced with the permission of Prentice-Hall Canada Inc., 1992)

Skills Stressed: Listening, Speaking, Reading

Since the speakers on all the CDs are francophones, you are unlikely to understand every word. Be prepared, however, to listen for specific information. It is important to listen for key words or expressions. Do not hesitate to play the CD several times.

- Pay special attention to the *Petit Truc*. Guessing is important in learning a foreign language. First complete the *Avant l'écoute* column by guessing the personality of each person based on the photos of pages 2-3 of your text.
- Next, play the CD and fill in the *Après l'écoute* column. Focus on the information you need for each item. Play the CD several times.

Check your answers in the *Corrigés*.

1. *Combien de réponses correctes as-tu dans la colonne Avant l'écoute?* _____
2. *Sur qui t'es-tu le plus trompé(e)?* (Who did you make the most mistakes about?) _____

