

DOTS-FINGERS GAMES

Note: These games use the same materials and can be varied in the same ways.

Materials: Set of 40 dots-fingers cards

Players: Two to four

Concentration

Rules: Place the cards face down. Students take turns uncovering 2 cards at a time. If the player finds a pair of cards, the player keeps them and the next player takes a turn. If the player does not find a pair, the cards are turned face down again and the next player takes a turn. Play continues until all the pairs have been found.


Matching



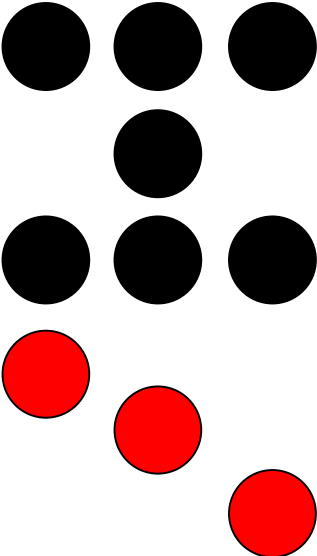



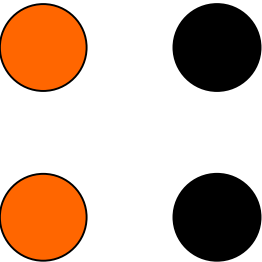

Rules: Place the cards face down into 9 piles (in a 3 x 3 arrangement). Turn the top cards face up. Players take turns picking up cards that represent the same number (pairs, triplets, or quadruplets). When the cards are removed the ones underneath are turned over. If no pairs are turned up then one card can be rotated to the bottom of the stack and the next one turned over.

Tic Tac Toe Bingo

Rules: Players place the digits 1 to 9 on a tic tac toe board. Cards are drawn from the deck. Players cover the matching digit with a counter. First one to get 3 in a row wins.

Variations: . *Replace one of the representations with the number words. Use only the cards from 1 to 5 or from 6 to 10*



1

2

3







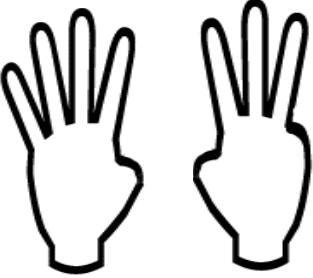
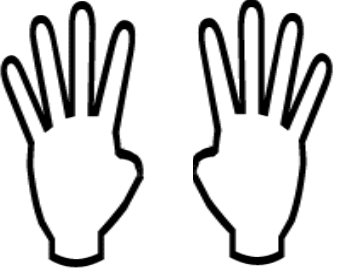
4



5

6

7

8

		10	9
